

Five Year Capital Improvement Plan

Fiscal Years:
2018-2022





AN ORDINANCE BY THE CITY COUNCIL OF THE CITY OF LEBANON, LACLEDE COUNTY, MISSOURI, (HEREINAFTER REFERRED TO AS "CITY") ADOPTING THE CITY FISCAL YEAR ENDING JUNE 30, 2017 BUDGET FOR THE PERIOD BEGINNING JULY 1, 2016, AND ENDING JUNE 30, 2017.

WHEREAS, that the City Council held Work Sessions regarding Fiscal Year Ending (hereinafter referred to as "FY") June 30, 2017 Proposed Budget on May 19, 2016; June 2, 2016; June 6, 2016; and June 8, 2016; and

WHEREAS that during said work sessions the following items were discussed 1) Revenues; 2) Expenditures; 3) Personnel Staffing; 4) Fund Balances; 5) Health Insurance Funding; 6) Capital Expenditures; 7) City's Goals; and 8) Capital Improvement Program 2018-2022; and

WHEREAS, that the City held the FY June 30, 2017 Proposed Budget Public Hearing on June 27, 2016; and

WHEREAS, that the FY June 30, 2017 Budget and the Capital Improvement Program 2018-2022 were submitted to the City Council, for approval, by Council Bill No. 4246 at the June 27, 2016 Council Meeting.

NOW, THEREFORE, BE IT ORDAINED BY THE COUNCIL OF THE CITY OF LEBANON, LACLEDE COUNTY, MISSOURI, AS FOLLOWS:

SECTION 1: That the City Council of the City of Lebanon, Laclede County, Missouri, (hereinafter referred to as "City") hereby adopts and appropriates the revenues and expenditures as the City Fiscal Year Ending June 30, 2017 Approved Budget. Said Budget is hereby attached and incorporated herein as marked "*Exhibit A*".

SECTION 2: That the City Council of the City of Lebanon, Laclede County, Missouri, (hereinafter referred to as "City") hereby adopts the Capital Improvement Program 2018-2022. Said CIP is hereby attached and incorporated here within as marked "*Exhibit B*".

SECTION 3: That this Ordinance shall be in full force and effect from and after the date of its passage and approval.

Passed and approved by the City Council of the City of Lebanon, Laclede County, Missouri, on this 27th day of June, 2016.

(Seal)


Mayor Josh Ray

Attest:


City Clerk Laina Starnes

1st Reading: June 27, 2016
2nd Reading: June 27, 2016

Overview

Message from the City Administrator.....	4
Introduction.....	5
How to Use This Document.....	11
Summary Information.....	13
Capital Improvement Projects Index.....	15

Projects

Floyd W. Jones Airport.....	22
City Administration.....	28
Cowan Civic Center and Fairgrounds.....	31
Community Development.....	50
Downtown Business District.....	55
Electric Division.....	58
Environmental Services Division.....	74
Finance Department.....	145
Fire Department.....	148
Facilities Management.....	180
Information Technology.....	193
Office of the City Clerk.....	202
Parks and Recreation Department.....	208
Police Department.....	225
Purchasing and Warehouse Division.....	243
Street Division.....	245
Tourism Division.....	316

Summaries

Capital Improvement Tax Utilization FY 2018 – 2022.....	319
Capital Improvement Projects By Division FY 2018 – 2022.....	321
Capital Improvement Projects By Fund FY 2018 – 2022.....	330

<u>Fixed Assets and Capitalization Policy</u>	341
--	-----

Message from the City Administrator

Lebanon is one of the finest small cities in all of the Ozarks. Being a full-service community that has over 150 years of history, a storied connection to Route 66, a historic downtown, and a strong manufacturing base, Lebanon is a great community in which to live, work, and play. However, the assets and infrastructure that made Lebanon successful now are aging and require replacement and maintenance. Growing business needs and citizen expectations drive the creation of new facilities and services and upgrades to existing offerings. Capital improvements are a key responsibility of the City and allow for the attraction and retention of businesses while providing for public safety, recreation, and enhanced citizen services.

The purpose of this five year Capital Improvement Plan is to identify and provide a means to address growing civic needs through a standardized, annual process that involves not only City staff, but also elected officials and the public at large. The CIP serves as a critical layer of transparency for residents concerned with how their tax dollars are spent. As projects are identified, developed, and eventually incorporated into the City Budget, citizens and elected officials alike are able to observe and interact with this process, ensuring that projects are responsibly funded and properly executed.

As a full-service community, Lebanon features a broad portfolio of needs that challenges its financial resources. It falls to the City Council, relying on citizen input and staff recommendations, to prioritize projects and ensure that projects are funded on a timely basis while protecting the City's financial position.

City staff is constantly striving to improve this document and to increase the level of public participation in its creation. Along with the City Budget, the CIP is one of the primary tools for the City to articulate its needs and plans to Lebanon's residents. Staff is dedicated to developing a plan that focuses on the essentials of providing the very best services and infrastructure to our citizens, industries, and local businesses.

As always, please feel free to contact me or any of our other staff members with questions, concerns, or suggestions for this document. This plan is only improved through an open and engaged dialogue with the people it is meant to serve.

Sincerely,



Chris Heard
City Administrator



Executive Summary

Local governments today face many challenges, but none more daunting than the management of increasing infrastructure and equipment needs in the face of declining or flat revenues. In order to be good stewards of the public's trust and tax dollars, well-managed cities look to the future and attempt to anticipate needs over a long period of time to ensure that tax dollars are spent in a prudent, but timely manner, so as to maximize their value. This annual long term planning process becomes the city's Capital Improvement Plan (CIP). The FY 2018-2022 CIP is an overview of the needs for infrastructure, public safety, parks, public facilities, and other improvements which make significant contributions to the community's livability.

The CIP sets forth a systematic means to address the need to maintain, upgrade, and replace components of the City of Lebanon's infrastructure. This plan is the result of various processes and incorporates input from the public, elected officials, appointed boards, and various staff. As one of the primary City planning documents, the CIP serves as an inventory of recommended future projects (i.e. street maintenance and storm water control) and major purchases (i.e. vehicles and facilities) which the City uses to support its services and programs. The projects and acquisitions contained in this plan are not approved for execution or implementation; rather they represent an articulation of needs as seen by City staff. Prior to undertaking any project or purchase in the CIP, staff submits each project to the city council for inclusion in the City Budget. Any project appearing in the budget is then purchased according to the requirements of the City Purchasing Policy.

Introduction

The Capital Improvement Plan (CIP) is a guide encompassing the new and continuing capital improvement needs of the City. Outlined in the CIP is a schedule of capital improvement projects and financial resources for the plan's five-year horizon. The CIP sets forth proposed expenditures for systematically constructing, maintaining, upgrading, and replacing the physical infrastructure necessary for continuing operations and providing city services. Throughout the process of formulating the CIP, needs are evaluated, improvement projects and asset acquisition examined and prioritized, and costs estimated, allowing the City look for ways to maximize leverage of funds through partnerships with local, state and federal agencies. The CIP is reviewed annually to maintain visibility and allow for the adjustments to be made in the plans due to changes in priority as well as shifts in the fiscal environment.

A CIP provides many benefits including:

- Allowing a systematic evaluation of all potential projects at the same time
- The ability to stabilize debt and consolidate projects to reduce borrowing costs
- Promoting a dialog with citizens both individual and corporate
- Serving as a public relations and economic development tool
- Creating opportunities for collaboration among other governmental units to realize cost savings for the taxpayers
- Aiding in grant funding opportunities
- A focus on preserving a governmental entity's infrastructure while ensuring the efficient use of public funds

Introduction

Types of Capital Improvements

- Major building additions and remodeling
- Electrical distribution lines
- Substation upgrade
- Park land and development
- Wastewater treatment plants
- Sewer mains
- Stormwater sewers
- Street construction projects
- Traffic signals
- Computer systems and network infrastructure
- Water mains
- Water towers and wells
- New building construction
- Land purchases
- Equipment purchases
- Vehicles, including fire trucks, police cars, utility vans, and more

Why the City of Lebanon is Developing a CIP

City staff has worked to develop this document in order to identify the needs of departments and divisions as well as the citizens. The CIP is developed to help guide the governing body's discussions of community needs and create an effective communication tool for project forecasting.

Additional reasons to create a CIP are:

- Facilitate coordination between capital needs and the operating budgets.
- Enhance the community's credit rating, control of its tax rate, and avoids sudden changes in its debt service requirements.
- Identify the most economical means of financing capital projects.
- Increasing opportunities for obtaining federal and state aid.
- Relating public facilities to other public and private development and redevelopment policies and plans.
- Focusing attention on community objectives and fiscal capacity.
- Keeping the public informed about future needs and projects.
- Coordinating activities among neighboring governmental units to reduce duplication.
- Encouraging careful project planning and design to avoid costly mistakes and help the community reach desired goals.

City of Lebanon's Strategy for The Capital Improvement Program

In creating the CIP the City must endeavor to balance its resources among previously committed projects, major reconstruction, maintenance needs, and new projects. The capital improvements program was formulated with various obligations in mind, including debt service requirements, federal and state mandates, and cooperative funding agreements. Funding decisions in the CIP are based on need as reflected in infrastructure condition assessments and growth patterns, with an additional effort made to complete projects begun in previous years.

Once previous obligations have been addressed, the remaining resources are divided among maintenance, rehabilitation and new construction. Maintenance projects undertaken through the CIP include the large annual projects necessary to ensure that existing infrastructure does not deteriorate and remains in a usable state. Rehabilitation projects are initiated in those cases when infrastructure has experienced measurable deterioration but is safer or more economical to rebuild. Finally, meeting the development or redevelopment needs of the community necessitate the addition of capital infrastructure to the City systems. The result of the staff's effort to balance these factors over the next five years is represented in this document. To determine additional needs the budget team will solicit, compile and evaluate project requests from each department through submittal of a request which include a statement of the need and justification for the project, its costs, and its net effect on the operating budget over the projects lifetime, and an implementation schedule. Annual updating of this plan involves repeating the above steps to reflect new information, policies and proposed projects. The affected departments review and revise the entire program as necessary to reflect the most recent determination of need for equipment, maintenance of equipment, and the town's social and environmental conditions. Where possible, capital improvement projects are those which have a long useful life, benefit the City as a whole, maintain or increase the citizen's quality of life and either protect or have no adverse impact on the environment.

Funding the Capital Improvement Program

This CIP contains 280 capital projects totaling \$52.7 million dollars between FY 2018 and FY 2022. A variety of instruments are used to finance these projects. Capital projects and acquisitions featured in the Fiscal Year 2017 Budget do not appear in this CIP document as this is planning and forecasting tool rather than an operational or allocation device. Current fiscal year capital improvements are best discussed in the context of the budget rather than the intermediate and longer term horizon of the CIP. The Capital Improvement sales tax accounts for approximately fourteen percent (14%) of the total proposed financial resources in the CIP. User fees and rates tend to be a significant source of funding for Lebanon's CIP as well. Over the next five (5) fiscal years enterprise revenues are proposed to provide sixty-five percent (65%) of the funds for the CIP. These funds are generated through such municipal enterprise activities as water, sewer, electric, and fiber operations.

The general fund, grants, partnerships with special taxing districts, and other funds round out the funding sources for the CIP.

Examples of funding sources include the following:

Business License Tax – In 1976, the City of Lebanon authorized the creation of a Special Business District for its downtown area. In addition to a special property tax levy, eligible businesses within the district pay a \$50 business license tax annually.

Capital Improvement Tax - The voters of Lebanon elected to impose a local sales tax to establish and cover multi-year expenditures of major capital projects and expenditures for all general government programs. Since the sales tax is tied to the spending habits of local consumers it is subject to the local

Introduction

economic conditions affecting local residents. This tax will sunset in 2020 unless an extension is approved by the voters.

Community Development Block Grant (CDBG) — Funds received through the CDBG program are awarded to cities for projects meeting at least one of the following federally mandated criteria, of primarily benefiting those of low-to-moderate income. The program offers grants to communities to improve local facilities, address critical health and safety concerns, and develop a greater capacity for growth. Funds are offered for projects that can range from housing and street repairs to industrial loans and job training.

COP (Certificate of Participation) Bond - A type of financing where an investor purchases a share of the lease revenues of a program rather than the bond being secured by those revenues. The authority usually uses the proceeds to construct a facility that is leased to the municipality, releasing the municipality from restrictions on the amount of debt that they can incur.

Debt Financing -- Improvements to major streets, bridges, parks, and public facilities are primarily reliant on tax revenue to support payback of General Obligation (GO) bonds, Certificates of Participation (COPS) and Revenue bonds, while some projects are backed by other revenue sources. General Obligation bonds provide debt financing not only for property tax-funded projects but also for capital improvement projects where debt service payments are paid by City enterprises (such as Water, Electric, or Stormwater), and special assessments. The interest rates on issued debt and the cost for construction can change substantially due to economic variables and both have a major effect on the costs associated with the CIP projects.

Department of Natural Resources- The Missouri Department of Natural Resources offers numerous opportunities for financial assistance including tax credits and exemptions, loans and grants. These opportunities are available for private individuals, communities, organizations and companies. Assistance can range from help in rehabilitating a historic building or building an erosion-control structure, to building sewer and water systems and cleaning up leaking underground storage tanks.

Enterprise Revenues — these funds are derived from fees and charges for services provided by operations of the utilities, and are used to fund daily operations and provide resources for debt service and pay-as-you-go capital improvements only to enterprise facilities. Budget and accounting units are created for particular purposes, such as water and sewer or other self-sustaining operations, to separate the revenue and financial control of such operations from the General Fund.

Missouri Department of Transportation Enhancement Program— these are matching grants offered by the State Highway Commission to create multi-modal transportation opportunities in selected communities.

Missouri State Gasoline Sales Tax – The State of Missouri approved an additional gasoline sales tax of which a portion is returned to the City.

Motor Vehicle Sales Tax - The City receives funds through a Motor Vehicle Sales Tax and uses it to fund street maintenance activities. These funds are distributed to the City by the Missouri Department of Revenue. Fifty percent of the proceeds from the 3 percent State Motor Vehicle Sales Tax revenues is dedicated to highway and transportation use and is apportioned between cities, counties, and state as follows: ten percent (10%) to counties, fifteen percent (15%) to cities with allocation based on population from the last federal decennial census, two percent (2%) to the state transportation fund, and seventy-three percent (73%) to the state road fund.

Motor Vehicle Tax- In addition to Motor Vehicle Sales Tax the City and County receives a distribution from increases in the state motor vehicle fees. The Motor Vehicle Fee Increase is state license fees and taxes on motor vehicles that have been increased by law since 1979. The amount distributed is

similar to the Motor Vehicle Sales Tax. These revenue sources are somewhat volatile with new and used car sales activity.

Park Tax – A portion of the local property tax is earmarked for the maintenance and enhancement of the City's park system.

Property Tax Collections - The valuation affects City's capacity to fund projects, and it is important that the City realizes reasonable valuation growth in the future. The weakened housing market, coupled with other local economic factors, has resulted in flat assessed valuation. Funds impacted by this are the General and Park funds.

Surface Transportation Program— Statewide Transportation Improvement Program (STIP) prepared annually, sets forth the specific construction projects the Missouri Department of Transportation MODOT will undertake in the next five years. It covers highways and bridges, transit, aviation, rail, waterways, enhancements and other projects.

Transportation Improvement Sales Tax – The voters of Lebanon elected to impose a local, one half of one percent, sales tax for the purpose of carrying out the renovation, reconstruction and maintenance of existing city streets. As this revenue stream is tied to the local sales prevailing economic factors impacting local residents can affect collections. By state law monies collected by such a tax shall be appropriated and disbursed only for transportation purposes. This tax will sunset in 2019 unless an extension is approved by the voters.

Budget Terms Defined

Budget: An estimate of revenues and expenditures anticipated during a fiscal year and a summary of anticipate use of those revenues and expenditures.

Capital Assets: An asset with an anticipated life greater than one year and a minimum cost of one-thousand dollars (\$1,000).

Capital Budget: The City's systematic plan for addressing new construction, major maintenance greater than one-thousand dollars (\$1,000) in a given fiscal year. Additional expenses can include the purchase and improvement of land and the acquisition of new buildings and facilities, or acquisition of longer lived, yet depreciable assets.

Capital Improvements Project: Is a project that may include the construction of new facilities, renovation of existing structures or facilities to extend useful life, and major repair of infrastructure such as streets or utility lines that is of a comprehensive and non-routine nature.

Capital Improvement Plan: A presentation of the City's long and short-term projected capital improvement needs. The planning document is used by staff and the governing body to guide the discussion of current and intermediate term capital requirements.

Enterprise Fund: A fund in which operations are expected to fund operations in a manner similar to a private business enterprise. The costs of operating are expected to be financed on a continuing basis through user charges (rates) rather than through taxes.

Infrastructure: Capital assets which are immovable and have value only to a governmental unit such as, roads, sidewalks, bridges, streetlights, parking lots, water, wastewater, fiber, and electrical systems.

Operating Annual Expenditures: Items required for the operation of the City departments in the provision of City services. Small tools and equipment less than or equal to one-thousand dollars

Introduction

(\$1,000), the purchase of lower value Capital Assets and minor maintenance to existing buildings and facilities.

Operating Budget: The amount of monies the City allots annually to perform municipal functions.

Conclusion

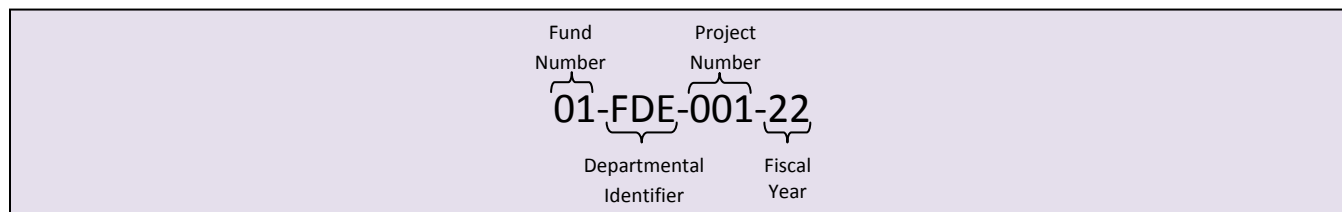
The Capital Improvement Plan is a five-year capital plan for infrastructure, parks, and facility improvements crucial to livability within the City. The purpose of instituting this annual capital review process is to provide the governing body and the community opportunities to discuss capital needs at the present and into the future. When building the CIP, staff concentrated on building upon core strategic priorities of the governing body and the community. Funds in the CIP are being allocated primarily in support of public safety operations and equipment, protecting the community's sizable investment in its road and utility networks provided recreational opportunities in park lands and recreational facilities, and assisting in creation of an environment conducive to economic development prospects. The annual nature of this process allows staff to review the appropriateness of various funding mechanism discussed above. By adopting the CIP the governing body is only beginning a dialogue with staff and the community. Presentation of the CIP is the first step in the process. Projects are then reviewed by the council and adopted into the annual budget. The annual nature of the process allows for flexibility to alter courses of action in order to serve the needs of the community or respond to economic or other external issues which may impact the dynamics of any given project. As the year progresses, various fiscal, regulatory, or other external factors can necessitate changing the scope or even need of a project. This is one of the primary reasons adoption of a CIP is not unilateral spending approval to carry out a capital project.

How to Use This Document

Interpreting Projects

The project pages will be structured to provide information, both fiscal and factual about the project as well as contextualize the projected need for overall operations of the departments.

How to read a capital project number:



To give added visibility to multi-phase/multi-year activities or projects that have not been accomplished in the originally projected period, a project number may contain a prior fiscal year in the last position e.g. 14, 15, 16.

Fund Numbers	
01	General Fund
08	Street Fund
22	Capital Improvement Fund
45	Economic Development Fund
73	Airport Fund
75	Downtown Business District Fund
79	Park Fund
80	Electric Fund
83	Fiber Fund
85	Wastewater Fund
87	Water Fund
99	Multiple Funds

The **General Fund** is comprised of a combination of sales taxes, excise taxes, real estate taxes, licenses and permits, fines and fees, service charges, franchise fees, grants, and PILOTs.

The **Street Fund** is comprised of a dedicated half-cent (0.5%) transportation sales tax, as well as grants and state gasoline and motor vehicle taxes.

The **Capital Improvement Fund** is comprised of a dedicated half-cent (0.5%) sales tax.

The **Economic Development Fund** receives proceeds from the lease of city owned properties to various commercial and industrial activities.

The **Airport Fund** receives proceeds from fuel sales as well as hangar and ground leases at the Floyd W. Jones Airport. The fund manages projects related to the Airport with balances subject to change based on project activity.

The **Downtown Business District Fund** is made up of business license taxes and a special property tax assessment on properties located within the Special Business District in Lebanon's downtown.

The **Park Fund** is comprised of a dedicated real estate property tax, as well as rents, donations, activity fees, and other miscellaneous monies.

How to Use This Document

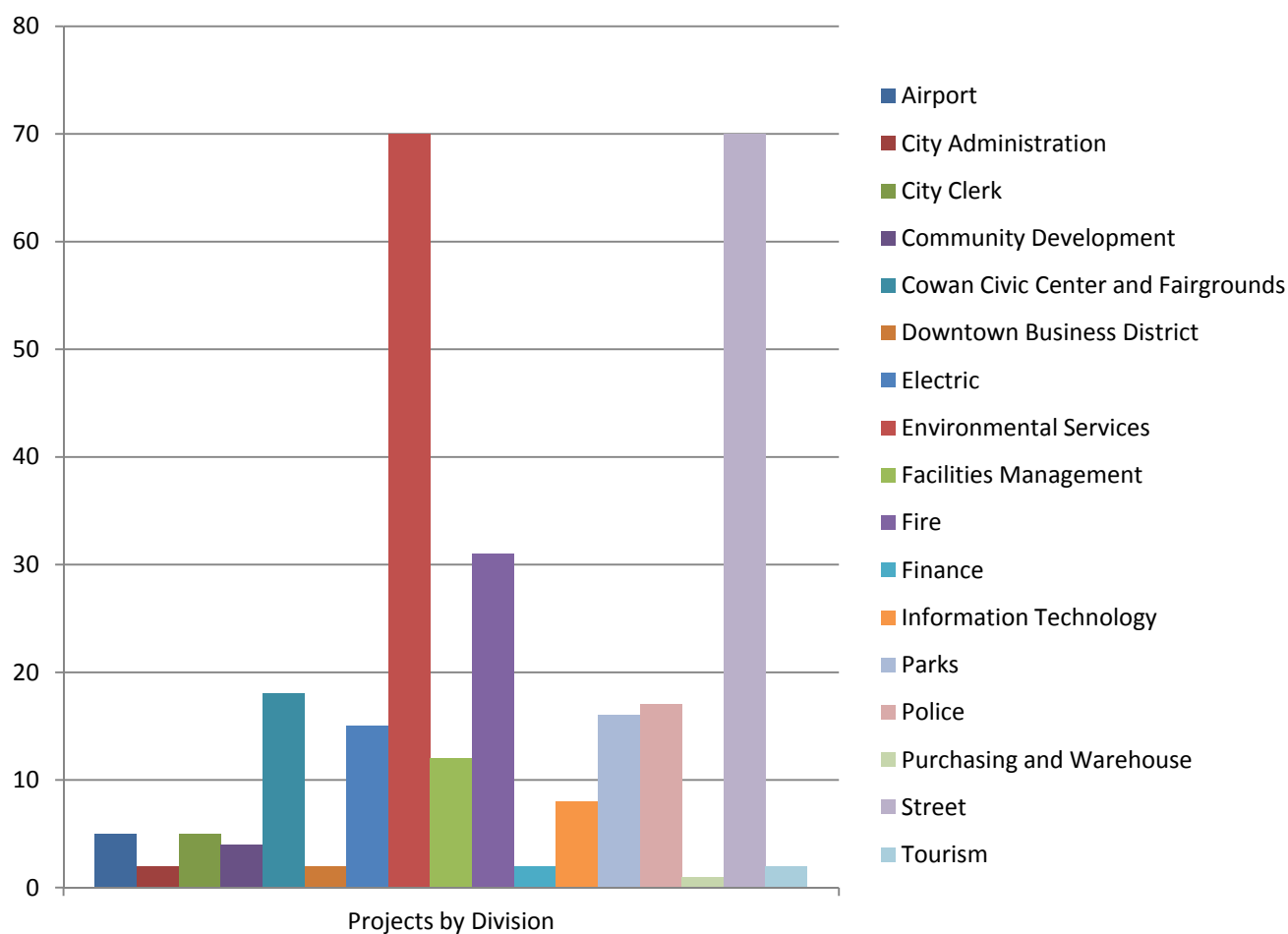
The **Electric, Fiber, Water, and Wastewater Funds** are enterprise funds made up of collected payments from individuals and businesses for various utility services provided by the City.

Multiple Funds may be used as an identifier when multiple Funds will be used for a project.

Division Abbreviation	
APT	Floyd W. Jones Airport
CAO	City Administration
CBN	Community Buildings
CCC	Cowan Civic Center
CDC	Community Development and Compliance
DBD	Downtown Business District
EDC	Economic Development
ELF	Electric Division
ENV	Environmental Services (Formerly Stormwater, Water, Wastewater, and Wastewater Treatment)
FDE	Fire Department
FMS	Facility Management
FBR	Fiber
FIN	Finance Department
GFM	Garage
ITS	Information Technology
MCP	Municipal Court
MGB	Mayor and City Council
MLT	Multi-Department Project
OCK	Office of the City Clerk
PDA	Police Department and Animal Control
PKD	Parks
PRW	Purchasing and Warehouse
STR	Street Division
TRM	Tourism

Summary Information

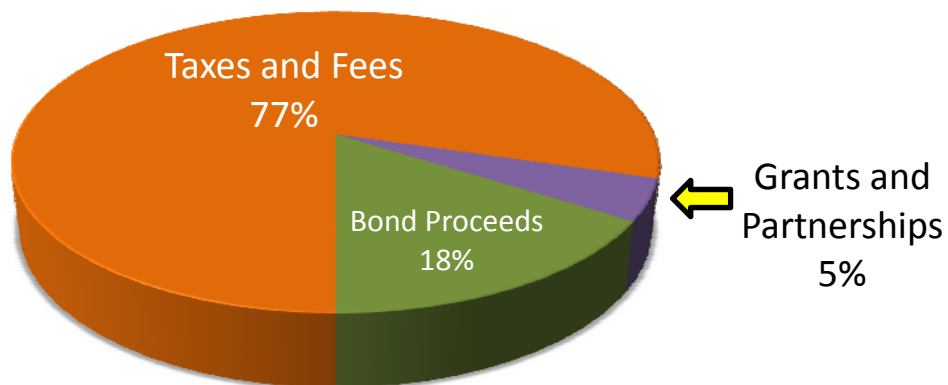
Number of Projects By Division	
Airport	5
City Administration	2
City Clerk	5
Community Development	4
Cowan Civic Center and Fairgrounds	18
Downtown Business District	2
Electric	15
Environmental Services (formerly Stormwater, Water, Wastewater, and Wastewater Treatment Plant)	70
Facilities Management	12
Fire	31
Finance	2
Information Technology	8
Parks	16
Police	17
Purchasing and Warehouse	1
Street	70
Tourism	2
Total Number of Projects	280



Summary Information

Division	FY 2018	FY 2019	FY 2020	FY 2021	FY 2022	Total
Airport	\$116,000	\$1,900,000	\$4,500			\$2,020,500
City Administration		\$10,000		\$2,500		\$12,500
CCC/Fairgrounds	\$663,000	\$249,800	\$924,000	\$150,000	\$310,000	\$2,296,800
Community Development	\$92,000	\$5,000	\$20,000		\$20,000	\$137,000
Downtown Business District	\$140,000	\$12,000	\$20,000	\$12,000	\$16,000	\$200,000
Electric	\$5,652,500	\$4,731,666	\$4,360,666	\$4,351,668	\$1,238,000	\$20,334,500
Environmental Services	\$6,991,000	\$1,012,500	\$4,264,500	\$804,000	\$966,000	\$14,038,000
Finance	\$4,000	\$5,000				\$9,000
Fire	\$2,312,750	\$155,200	\$87,200	\$135,500	\$96,500	\$2,787,150
Facilities Management	\$322,200	\$41,000	\$58,000	\$31,500	\$52,500	\$505,200
Information Technology	\$232,950	\$102,700	\$91,500	\$70,000		\$497,150
Office of the City Clerk	\$29,000	\$19,500	\$28,000			\$76,500
Parks	\$910,000	\$410,220	\$711,000	\$343,000	\$260,000	\$2,634,220
Police	\$273,700	\$287,200	\$204,000	\$191,000	\$167,000	\$1,122,900
Purchasing and Warehouse	\$45,000					\$45,000
Street	\$1,144,350	\$1,350,000	\$1,056,500	\$1,196,550	\$1,194,500	\$5,941,900
Tourism	\$0	\$30,000	\$0	\$0	\$70,000	\$100,000
Total	\$18,928,450	\$10,321,786	\$11,829,866	\$7,287,718	\$4,390,500	\$52,758,320

Capital Project Funding Sources



Funding for capital projects comes from three major sources:

- 1. Taxes and Fees:** including, but not limited to, utility rates, fiber customer fees, franchise taxes, state gas tax, transportation tax, sales taxes, property tax, park tax, business license tax, and capital improvement tax.
- 2. Bond Proceeds:** debt securities issued to finance capital expenditures with repayment requirements.
- 3. Grants and Partnerships:** financial awards given by state, regional, and federal sources or projects jointly planned with other local or state jurisdictions.

Capital Improvement Plan Projects Index

Project Number	Project Name	Total	Page
Floyd W. Jones Airport			
01-APT-001-18	Remodel of Old Airport FBO	\$ 30,000	23
01-APT-002-18	Equipment Storage Building	\$ 40,000	24
22-APT-001-17	Airport Tractor	\$ 46,000	25
73-APT-001-19	Mill and Overlay: Runway	\$ 1,900,000	26
73-APT-001-20	Replace Existing Computer Systems	\$ 4,500	27
City Administration			
01-CAO-002-14	Insulated File Cabinets	\$ 7,500	29
01-CAO-001-19	Replace Existing Computer Systems	\$ 5,000	30
Cowan Civic Center and Fairgrounds			
22-CBN-004-17	Addition of Campsites at Fairgrounds	\$ 52,000	32
01-CCC-001-19	Replace Existing Computer Systems	\$ 8,800	33
01-CCC-002-22	Replacement of CCC Office Furniture	\$ 60,000	34
01-CCC-003-22	Replace 2005 Boom Lift	\$ 150,000	35
22-CCC-006-14	Replacement of Theatre Dressing Rooms HVAC Units	\$ 290,000	36
22-CCC-023-14	Civic Center Signage	\$ 70,000	37
22-CCC-002-15	Mill, Overlay, and Restripe: CCC Parking Lot	\$ 170,000	38
22-CCC-006-16	Replace CCC Forklift	\$ 45,000	39
22-CCC-007-16	Upgrade Office Sound System	\$ 30,000	40
22-CCC-009-16	Replacement of Theater Sound System	\$ 30,000	41
22-CCC-002-17	Comprehensive Repair Plan for CCC Roof	\$ 459,000	42
22-CCC-003-17	Replace Theater Carpet	\$ 25,000	43
22-CCC-004-17	Glass Store Front at YMCA/CCC Junction	\$ 12,000	44
22-CCC-005-17	Upgrade Theater Stage Lights	\$ 60,000	45
22-CCC-001-20	Addition of Dressing Rooms and Concession Area for Ex. Hall	\$ 750,000	46
22-CCC-001-22	Replacement of Gas Fired Pool Heater	\$ 30,000	47
22-CCC-002-22	Upgrade of UV System for CCC Pool	\$ 15,000	48
22-CCC-003-22	Rebuild Paddock Water Filter for CCC Pool	\$ 40,000	49
Community Development			
01-CDC-001-17	GIS/Customer Data Integration	\$ 50,000	51
01-CDC-001-18	Upgrade AutoCad Software	\$ 7,000	52
01-CDC-001-19	Replace Existing Computer Systems	\$ 5,000	53
22-CDC-001-18	Replacement of Staff Fleet Vehicles	\$ 75,000	54
Downtown Business District			
75-DBD-001-18	Streetscape Improvements	\$ 80,000	56
99-DBD-002-18	Lebanon Farmers Market Pavilion	\$ 120,000	57
Electric Division			
80-ELF-007-14	161 Substations and Transmission	\$ 17,500,000	59
80-ELF-008-14	Line Reconductor/Extensions	\$ 100,000	60
80-ELF-009-14	Overhead/Underground Projects	\$ 275,000	61
80-ELF-012-14	Switching	\$ 7,500	62
80-ELF-003-15	LED Streetlight Conversion	\$ 300,000	63
80-ELF-004-15	Distribution Pole Changes	\$ 250,000	64
80-ELF-006-15	Construction Truck	\$ 425,000	65
80-ELF-008-15	Overhead Wire Pulling Machine	\$ 125,000	66
80-ELF-002-16	Build Tie Line from Substation #7 to Industrial Park	\$ 200,000	67

Capital Improvement Plan Projects Index

80-ELF-003-17	Department Pickups	\$ 78,000	68
80-ELF-001-18	Backyard Easement Machine	\$ 230,000	69
80-ELF-002-18	Downtown Power Outlet Replacements	\$ 30,000	70
80-ELF-001-19	Konica Printer	\$ 5,000	71
80-ELF-001-20	Replace Existing Computer Systems	\$ 9,000	72
80-ELF-001-22	Substation #2 Transformer	\$ 800,000	73
Environmental Services Division			
01-ENV-004-14	Assessment and Restoration of Detention Facilities	\$ 25,000	75
01-ENV-001-16	Frank Street Drainage-Way and Detention	\$ 20,000	76
01-ENV-003-16	South Highway 5 and Manors Drive Detention	\$ 15,000	77
01-ENV-001-17	Beck Lane Detention	\$ 25,000	78
01-ENV-002-17	Beck and Kansas Detention	\$ 10,000	79
01-ENV-003-17	Tuscumbia Street and Cherry Street	\$ 5,000	80
01-ENV-001-18	Stormwater: Quail Valley Circle	\$ 15,000	81
01-ENV-002-18	Stormwater: Brook Street and Northgate	\$ 5,000	82
01-ENV-003-18	Stormwater: Waterman Drive and Windsor Drive	\$ 25,000	83
01-ENV-004-18	Stormwater: Main Street	\$ 20,000	84
01-ENV-005-18	Stormwater: Highway 64 and South King	\$ 45,000	85
01-ENV-001-19	Stormwater: Mountrose	\$ 30,000	86
01-ENV-002-19	Stormwater: Springfield and Jackson	\$ 25,000	87
01-ENV-001-20	Stormwater: Washington and North Park Manor	\$ 50,000	88
85-ENV-001-14	Collection Improvements	\$ 2,500,000	89
85-ENV-999-14	WWTP Improvements (Phase 2)	\$ 5,000,000	90
85-ENV-007-15	Lift Station SCADA	\$ 100,000	91
85-ENV-999-15	Samplers	\$ 5,000	92
85-ENV-006-16	Mechanical Bar Screen	\$ 150,000	93
85-ENV-007-16	Pickup Trucks	\$ 88,000	94
85-ENV-008-16	Portable Trash Pump	\$ 4,000	95
85-ENV-999-16	Biosolids Application Truck	\$ 185,000	96
85-ENV-001-17	Wastewater Treatment Plant Driveway Overlay	\$ 35,000	97
85-ENV-002-17	Excavator	\$ 230,000	98
85-ENV-006-17	Pipe Laser	\$ 5,500	99
85-ENV-001-18	Backhoe	\$ 95,000	100
85-ENV-002-18	Easement Cleaning Machine	\$ 80,000	101
85-ENV-003-18	Replace Existing Wastewater Computer Systems	\$ 20,000	102
85-ENV-001-20	Sewer Main: Iowa Street	\$ 16,000	103
85-ENV-002-20	Sewer Main: Ohio Street	\$ 38,000	104
85-ENV-003-20	Sewer Main: Crisp Street	\$ 16,000	105
85-ENV-004-20	Sewer Main: Texas Avenue	\$ 26,000	106
85-ENV-001-21	Sewer Main: Mizer Street	\$ 15,000	107
85-ENV-002-21	Sewer Main: Barlow Street	\$ 12,000	108
85-ENV-003-21	Sewer Main: Marvin Avenue	\$ 27,000	109
85-ENV-004-21	Sewer Main: Perry Street	\$ 40,000	110
85-ENV-005-21	IDEX	\$ 5,000	111
85-ENV-006-21	Mechanical Convection Oven	\$ 4,000	112
85-ENV-007-21	Analytical Balance	\$ 3,500	113
85-ENV-001-22	Sewer Main: Hayes Street	\$ 16,000	114

Capital Improvement Plan Projects Index

85-ENV-002-22	Sewer Main: Stave Mill Easement	\$ 25,000	115
87-ENV-006-15	Tower Modification	\$ 50,000	116
87-ENV-007-15	Dump Truck	\$ 150,000	117
87-ENV-006-16	Backhoe	\$ 100,000	118
87-ENV-002-17	Park Manor Water Line Replacement	\$ 90,000	119
87-ENV-003-17	Spiller Tower Renovation	\$ 350,000	120
87-WTR-004-17	Skid Steet	\$ 75,000	121
87-ENV-001-18	Nathaniel and Steele Water Tie Line	\$ 50,000	122
87-ENV-002-18	New Well and Tower	\$ 3,000,000	123
87-ENV-003-18	Pickup Trucks	\$ 86,000	124
87-ENV-004-18	Service Truck	\$ 75,000	125
87-ENV-005-18	Replace Existing Water Computer Systems	\$ 20,000	126
87-ENV-001-19	Water Line: Ostrich Lane	\$ 100,000	127
87-ENV-002-19	Water Main: West Bland	\$ 42,000	128
87-ENV-001-20	Water Main: Ohio and Utah	\$ 7,500	129
87-ENV-002-20	Water Main: Iowa	\$ 8,000	130
87-ENV-003-20	Water Main: Crisp	\$ 13,000	131
87-ENV-004-20	Water Main: Texas	\$ 30,000	132
87-ENV-005-20	Water Main: Kansas	\$ 35,000	133
87-ENV-006-20	Glencastle Tower	\$ 450,000	134
87-ENV-007-20	Portable Trash Pump	\$ 3,000	135
87-ENV-001-21	Water Tie Line: Twin Oaks & Tower	\$ 15,000	136
87-ENV-002-21	Water Main: Mizer	\$ 15,000	137
87-ENV-003-21	Water Main: Barlow	\$ 16,000	138
87-ENV-004-21	Water Main: Marvin	\$ 30,000	139
87-ENV-005-21	Water Main: Albert	\$ 12,000	140
87-ENV-006-21	Water Main: Dickinson	\$ 12,000	141
87-ENV-007-21	Water Services: New Buffalo Road	\$ 7,500	142
87-ENV-001-22	Water Main: Owens	\$ 20,000	143
87-ENV-002-22	Water Tie Line: New Buffalo Road to Public Works	\$ 120,000	144
Finance Department			
01-FIN-001-18	Fixed Asset Management Software	\$ 4,000	146
01-FIN-001-19	Replace Existing Computer Systems	\$ 5,000	147
Fire Department			
01-FDE-002-16	Replacement of Cardiac Monitors	\$ 59,000	149
01-FDE-005-16	Hazardous Materials Identification	\$ 25,000	150
01-FDE-006-16	Storage Addition	\$ 15,000	151
01-FDE-007-16	Replace HVAC Units at Fire Stations 1 and 2	\$ 30,000	152
01-FDE-008-16	Refresh Interior of Stations	\$ 12,000	153
01-FDE-013-16	Traffic Control Signal Light Station 2	\$ 30,000	154
01-FDE-002-17	Fire Safety Trailer	\$ 60,000	155
01-FDE-003-17	Radio Communication Improvements	\$ 90,000	156
01-FDE-005-17	Improvements to Fire Station 1 Roof	\$ 40,000	157
01-FDE-007-17	Equipment Bags	\$ 4,000	158
01-FDE-003-18	Insulation in Bay Area Station 1	\$ 10,000	159
01-FDE-004-18	Install Security Cameras	\$ 14,000	160
01-FDE-006-18	Training Props	\$ 12,500	161

Capital Improvement Plan Projects Index

01-FDE-002-19	Cook Stoves, Microwaves, and Refrigerators	\$ 3,500	162
01-FDE-003-19	Bedding	\$ 4,200	163
01-FDE-004-19	Electronic Control Devices (Taser)	\$ 14,400	164
01-FDE-005-19	Wild-Land Gear	\$ 11,250	165
01-FDE-006-19	Class "A" Uniforms	\$ 2,000	166
01-FDE-001-20	Replace Existing Computer Systems	\$ 3,500	167
01-FDE-001-21	Confined Space Rescue System	\$ 18,000	168
01-FDE-002-21	Repair of Flag Poles & Placement of 9/11 Piece	\$ 7,500	169
01-FDE-001-22	5" Large Diameter Hose Roller	\$ 7,500	170
22-FDE-003-14	Replacement of Fleet- Staff Vehicles	\$ 60,000	171
22-FDE-003-15	Fire Apparatus	\$ 450,000	172
22-FDE-002-17	Mobile Traffic Light Controllers	\$ 90,000	173
22-FDE-003-17	Bulletproof Vest	\$ 4,800	174
22-FDE-001-18	Secondary Dispatch Circuit	\$ 20,000	175
22-FDE-001-19	Updating Hydraulic Rescue Tools	\$ 60,000	176
22-FDE-002-19	Bay Floors of Fire Station 1	\$ 16,000	177
99-FDE-001-16	Fire Station #3	\$ 1,135,000	178
99-FDE-002-16	Training Tower	\$ 478,000	179
Facilities Management			
01-FMS-002-14	60" Zero Turn Mowers	\$ 45,000	181
01-FMS-002-16	Half Ton Pickups	\$ 46,000	182
01-FMS-001-18	Striping Machine	\$ 4,800	183
22-FMS-001-18	Skid Steer with Attachments	\$ 60,000	184
22-FMS-002-18	Elm Street Christmas Decorations	\$ 4,900	185
22-FMS-003-18	Replace HVAC Units at City Hall	\$ 30,000	186
22-FMS-004-18	Replace HVAC Units at Mills Center	\$ 30,000	187
22-FMS-005-18	Repair City Hall Parking Lot	\$ 140,000	188
22-FMS-006-18	Fuel Island Vehicle Awning	\$ 80,000	189
22-FMS-001-20	Replace HVAC Units at Public Works	\$ 39,500	190
22-FMS-002-20	Repair Fire Station #1 Parking Lot	\$ 10,000	191
22-FMS-001-21	Repair Fire Station #2 Parking Lot	\$ 15,000	192
Information Technology			
01-ITS-001-20	Replace Existing Computer Systems	\$ 7,500	194
22-ITS-005-16	Mobile Data Tablets	\$ 15,000	195
22-ITS-001-17	Mitel Phone System Upgrade	\$ 73,650	196
99-ITS-001-16	Capital Hardware/Software Purchase	\$ 285,000	197
99-ITS-009-16	Security and Access Control	\$ 39,000	198
99-ITS-004-17	Collaboration and Content Management	\$ 53,000	199
99-ITS-001-18	Computer System and Projector	\$ 15,000	200
99-ITS-001-20	Plotter	\$ 9,000	201
Office of the City Clerk			
01-OCK-001-18	Shelving for Record Storage	\$ 4,000	203
01-OCK-001-19	Replace Existing Computer Systems	\$ 7,500	204
22-OCK-001-16	City Hall LED Signage	\$ 25,000	205
22-OCK-001-19	Network Color Copier/Printer	\$ 17,000	206
22-OCK-001-20	Folder and Insert Machine	\$ 23,000	207

Capital Improvement Plan Projects Index

Parks and Recreation			
22-PKD-012-14	Boswell Aquatic Center	\$ 250,000	209
22-PKD-004-17	Spiller Park	\$ 65,000	210
22-PKD-005-17	Wallace Park	\$ 75,000	211
22-PKD-001-18	Atchley Park	\$ 420,000	212
22-PKD-001-19	Additional Skate Park & Soccer Complex	\$ 250,000	213
22-PKD-001-20	Walking and Bicycle Trail	\$ 500,000	214
79-PKD-001-14	Vehicle and Motor Equipment	\$ 194,000	215
79-PKD-003-14	Playground Fall Protection	\$ 15,000	216
79-PKD-010-14	WT Vernon Park	\$ 100,000	217
79-PKD-001-15	Harke Park	\$ 172,500	218
79-PKD-010-16	Infield Surface Material	\$ 25,000	219
79-PKD-002-17	Walking Trail Maintenance	\$ 14,000	220
79-PKD-003-17	Park Office	\$ 200,000	221
79-PKD-001-19	Replace Existing Computer Systems	\$ 7,500	222
83-PKD-001-18	Fiber for Parks	\$ 56,220	223
99-PKD-003-19	Winfrey Property	\$ 290,000	224
Police Department			
01-PDA-001-18	Patrol Car Vehicular Repeaters	\$ 62,500	226
01-PDA-002-18	Animal Control Shelter Repairs	\$ 21,000	227
01-PDA-003-18	Replace Existing Computer Systems	\$ 24,000	228
01-PDA-004-18	Mobile Printers	\$ 18,000	229
01-PDA-001-19	Field Investigation Hardware and Software	\$ 70,000	230
01-PDA-002-19	911 Hardware and Software	\$ 124,000	231
22-PDA-001-14	Bulletproof Vest	\$ 20,000	232
22-PDA-002-14	Electronic Control Devices (Taser)	\$ 11,400	233
22-PDA-004-14	Patrol Car (Dash) Camera	\$ 75,000	234
22-PDA-003-15	Patrol Cars	\$ 450,000	235
22-PDA-001-17	Dispatch Zetron Radio Upgrade	\$ 44,000	236
22-PDA-003-17	IRIS Upgrade	\$ 15,000	237
22-PDA-004-17	ID System and Hardware Upgrade	\$ 12,000	238
22-PDA-001-18	WAVE Upgrade	\$ 30,000	239
22-PDA-002-18	Automatic License Plate Reader (APLR)	\$ 22,000	240
22-PDA-003-18	Push To Talk Radio/Cellular Telephone	\$ 44,000	241
22-PDA-004-18	Patrol Fleet Vehicle Awning	\$ 80,000	242
Purchasing and Warehouse Division			
99-PRW-001-18	Replacement Forklift for Warehouse	\$ 45,000	244
Street Division			
08-STR-002-16	Millcreek Road Improvements	\$ \$175,000	246
08-STR-005-16	Three-Quarter Ton 4x4 Pickup Truck Replacements	\$ 105,000	247
08-STR-006-16	Three-Quarter Ton Pickup Truck Replacements	\$ 70,000	248
08-STR-008-16	Truck Mounted Striping Machine	\$ 35,000	249
08-STR-008-17	Tandem Axle Dump Truck	\$ 430,000	250
08-STR-013-17	Traffic Control Improvements at S. Hwy 5 and W. Fremont	\$ 150,000	251
08-STR-014-17	Trailer	\$ 10,000	252
08-STR-017-17	Single Axle Dump Truck	\$ 120,000	253
08-STR-018-17	Mowing Tractor	\$ 35,000	254

Capital Improvement Plan Projects Index

08-STR-019-17	Rock Rake Skid Steer Attachment	\$ 10,000	255
08-STR-020-17	Track Loader	\$ 250,000	256
08-STR-003-18	Springfield Road Overlay	\$ 80,000	257
08-STR-004-18	Van Buren Avenue Overlay	\$ 52,000	258
08-STR-005-18	East Fowler Drive Improvements	\$ 40,000	259
08-STR-006-18	Tower Road Asphalt Overlay	\$ 65,000	260
08-STR-007-18	Crack Sealer Machine	\$ 50,000	261
08-STR-008-18	Backhoe	\$ 95,000	262
08-STR-009-18	Bonnie Drive Improvements	\$ 38,000	263
08-STR-010-18	Owens Drive Improvements	\$ 77,950	264
08-STR-011-18	Lake Drive Improvements	\$ 49,000	265
08-STR-012-18	West Hayes Street Improvements	\$ 21,000	266
08-STR-013-18	Fourth Street Improvements	\$ 39,000	267
08-STR-014-18	Copeland Drive Asphalt Overlay	\$ 150,000	268
08-STR-015-18	Millcreek Road Improvements	\$ 120,000	269
08-STR-001-19	Evergreen Parkway Asphalt Overlay	\$ 300,000	270
08-STR-002-19	Ostrich Drive Improvements	\$ 475,000	271
08-STR-003-19	Hoover Avenue	\$ 32,500	272
08-STR-004-19	West Bland Road	\$ 45,500	273
08-STR-005-19	Woodhill Drive Improvements	\$ 52,000	274
08-STR-006-19	Hogan Drive Improvements	\$ 40,000	275
08-STR-007-19	Snow Plow Attachment	\$ 7,500	276
08-STR-008-19	Drop Hammer Attachment	\$ 5,500	277
08-STR-009-19	Road Grader	\$ 220,000	278
08-STR-001-20	Madison Avenue Overlay	\$ 240,000	279
08-STR-002-20	Utah Street	\$ 68,000	280
08-STR-003-20	Kansas Avenue Improvements	\$ 85,000	281
08-STR-005-20	Half Ton 4X4 Pickup Trucks	\$ 75,000	282
08-STR-008-20	Roller Compactor	\$ 40,000	283
08-STR-009-20	Semi Tractor	\$ 120,000	284
08-STR-010-20	Excavator	\$ 225,000	285
08-STR-011-20	Skid Steer Loader	\$ 55,000	286
08-STR-012-20	Walk Behind Striping Machine	\$ 3,000	287
08-STR-013-20	Ohio Street Improvements	\$ 33,000	288
08-STR-014-20	Texas Street Improvements	\$ 28,500	289
08-STR-015-20	Iowa Street Improvements	\$ 11,000	290
08-STR-016-20	Crisp Road Improvements	\$ 11,000	291
08-STR-017-20	Second Street Surface Treatment	\$ 25,000	292
08-STR-001-21	Mountrose Street Improvements	\$ 275,000	293
08-STR-002-21	Harwood Avenue Surface Treatment	\$ 10,400	294
08-STR-003-21	Tower Road Surface Treatment	\$ 17,000	295
08-STR-004-21	Raef Road Surface Treatment	\$ 12,250	296
08-STR-005-21	East Fremont Asphalt Overlay	\$ 120,000	297
08-STR-006-21	Adams Avenue Improvements	\$ 125,000	298
08-STR-007-21	Lake Drive Surface Treatment	\$ 18,400	299
08-STR-008-21	Harris Lane Surface Treatment	\$ 17,000	300
08-STR-009-21	Rolling Hills Road Surface Treatment	\$ 27,700	301

Capital Improvement Plan Projects Index

08-STR-010-21	Herndon Road Surface Treatment	\$ 13,200	302
08-STR-011-21	Jackson Avenue Surface Treatment	\$ 10,500	303
08-STR-012-21	Windbrook Lane Improvements	\$ 54,000	304
08-STR-013-21	Bethel Road Asphalt Overlay	\$ 43,500	305
08-STR-014-21	Howard Drive Surface Treatment	\$ 13,500	306
08-STR-015-21	Traffic Signal Installation at Tower Road and Hwy. 32	\$ 150,000	307
08-STR-016-21	Traffic Control Improvements at Hwy MM, Cowan Dr, Millcreek	\$ 150,000	308
08-STR-017-21	East Bland Road Surface Treatments	\$ 21,000	309
08-STR-001-22	Elm Street Surface Treatments	\$ 277,500	310
08-STR-002-22	Roller Compactor	\$ 85,000	311
08-STR-003-22	Asphalt Milling Attachment	\$ 20,000	312
08-STR-004-22	Hydro Seeder	\$ 10,000	313
08-STR-005-22	Walk Behind Asphalt Saw	\$ 5,000	314
08-STR-006-22	Plate Compactor	\$ 1,500	315
Tourism Department			
01-TOU-001-19	Wayfinding Signs	\$ 30,000	317
40-TOU-001-22	New Tourism Website	\$ 70,000	318
Total Needs for FY 2018-2022		\$ 52,758,320	

###

Floyd W. Jones Airport

Overview

The Floyd W. Jones Airport serves as a gateway to Lebanon for general aviators, corporate pilots, and special events. Featuring a 5000 ft runway at an elevation of 1320.7 ft, the airport is an important community asset, attracting visitors and regular travelers alike. Several major employers in Lebanon make regular use of the airport and the services it offers. Pilots are frequently impressed with the knowledgeable staff, friendly atmosphere, and hot meal offered as a regular benefit. In 2015 Lebanon formalized an agreement with AVFuel to become a branded partner. The City is currently in the process of implementing that program and will soon offer additional benefits to pilots participating in the AVTrip program.

Funding

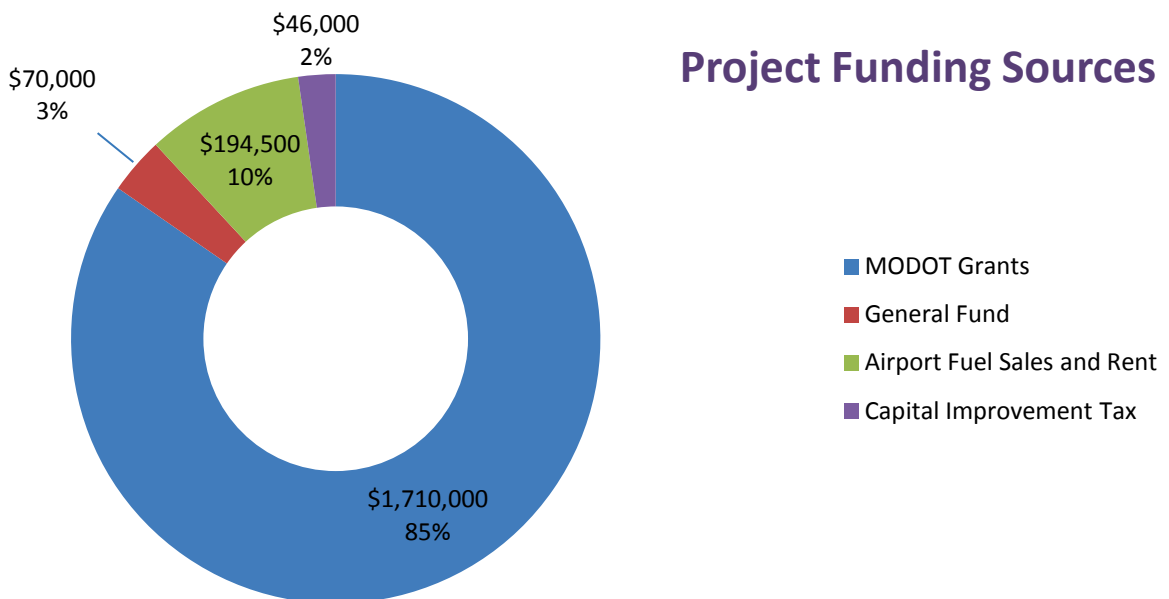
Capital improvement projects at the airport are generally funded using one or a combination of the Airport Fund, General Fund, Capital Improvement tax revenues, and state and federal grants.

The Airport Fund is responsible for the operation of the Floyd W. Jones Airport. It is comprised of revenue from hangar and ground leases, aviation fuel sales, and state and federal grants.

The Missouri Department of Transportation Aviation Division serves as the primary vehicle for state and federal grant dollars. Lebanon receives entitlement funds each year that are paired with local matching dollars to fund large-scale capital improvements, such as the upcoming runway mill and overlay.

Projects

Capital projects for the Floyd W. Jones Airport are based on a combination of staff-identified needs, ongoing maintenance requirements, Airport Board advice, and approved MODOT Master Plans. The City is currently working with MODOT to begin the process of creating a new Master Plan in 2018.



Remodel of Old Airport FBO

Project Number: 01-APT-001-18

Improvement Type: Building and Building Improvements

Division: 73-Airport

Description: Remodel old Airport FBO building to allow for a wide variety of uses. Remodeled space will include a new bathroom, installation of kitchen equipment, new flooring, new ceiling, and additional HVAC systems.

Justification: Remodeling building will allow for it to be used as a training center, pilot lounge, and possible rental space.

Funding Source	2018	2019	2020	2021	2022	Totals
General Fund	\$30,000					\$30,000
Project Total						\$30,000



Equipment Storage Building

Project Number: 01-APT-002-18

Improvement Type: Building and Building Improvements

Division: 73-Airport

Description: Construct a truck storage building to house airport equipment and rolling stock.

Justification: The airport currently does not have a storage building to house its equipment. Tractors and other equipment such as fuel trucks have to stay outside or on the tarmac all winter. This exposure not only degrades the equipment but also presents a challenge to access during winter events. This could cause lost time injuries to staff and possibly customers.

Funding Source	2018	2019	2020	2021	2022	Totals
General Fund	\$40,000					\$40,000
Project Total						\$40,000



Airport Tractor

Project Number: 22-APT-001-17

Improvement Type: Machinery and Equipment

Department: 73-Airport

Description: Tractor for equipment at airport

Justification: Equipment at airport is old and it will be expensive to repair. We need large enough equipment to remove snow, pull mowing equipment, and have a loader to remove brush and other debris.

Funding Source	2018	2019	2020	2021	2022	Totals
Capital Improvement Tax	\$46,000					\$46,000
Project Total						\$46,000



Floyd W. Jones Airport

Mill and Overlay Runway

Project Number: 73-APT-001-19

Improvement Type: Land and Land Improvements

Division: 73-Airport

Description: Mill and overlay of the runway surface.

Justification: A sealcoat and crack sealing project was undertaken on the runway surface in the FY2014 budget to preserve the remaining life of the pavement surface. The sealcoat has an anticipated life of 5 years, and which point staff recommends a mill and overlay of the runway. A mill and overlay will address issues with the friction surface and sub base defects. This also allows the city to build entitlement funds and to have the project entered into the State's Intermodal Transportation Plan.

Funding Source	2018	2019	2020	2021	2022	Totals
Airport Fuel Sales and Rent		\$190,000				\$190,000
MODOT Grant		\$1,710,000				\$1,710,000
Project Total						\$1,900,000

Replace Existing Computer Systems

Project Number: 73-APT-001-20

Improvement Type: Furniture and Office Equipment

Division: 73-Airport

Description: Replacement of desktops, laptops, and network printer.

Justification: Current system is at end of life with an upgrade package of Win7. The environment supports Win 10 and current systems were purchased in 2014 with a 5 year end of life. The printer is cartridge based and should be replaced with drum and networked appropriately. If fiber comes available, the printer would be instrumental in shared docs. I would recommend updating as fiber becomes available.

Funding Source	2018	2019	2020	2021	2022	Totals
Airport Fuel Sales and Rents			\$4,500			\$4,500
Project Total						\$4,500



Overview

City Administration projects are comprised of requests related to the City Administrator and Human Resources Department. These requests are typically related to specific equipment or improvements necessary for enhanced operations within the division. Examples of City Administration projects include the Human Resources Incode module, fire-proof filing cabinets, and computer systems for City Administration staff.

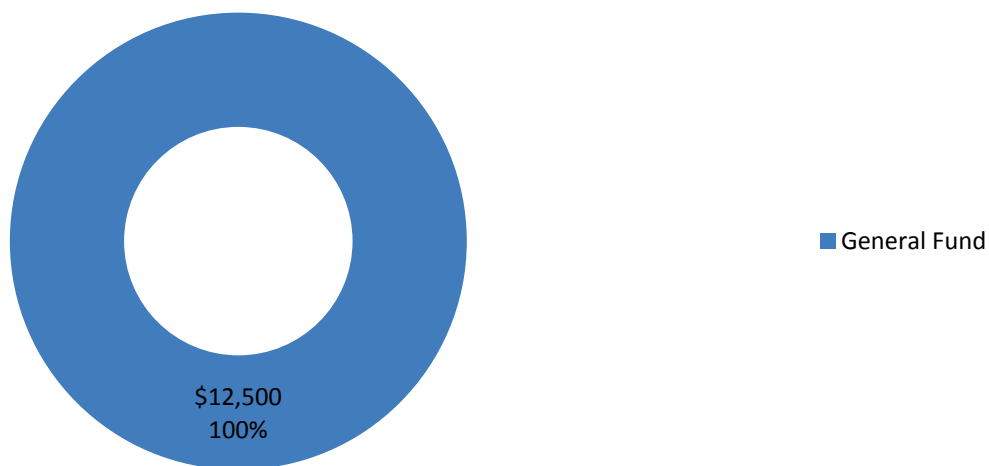
Funding

Capital improvement projects for City Administration typically are requested for funding from the General Fund or Capital Improvement tax revenue.

Projects

Capital projects for City Administration are driven by the needs and request of staff within the department. Most, if not all of these projects are based at City Hall.

Project Funding Sources



Insulated File Cabinets

Project Number: 01-CAO-002-14

Improvement Type: Furniture and Office Equipment

Division: 01-City Administration

Description: Insulated file cabinets to protect documents against fire, impact, and water damage. Cabinets are designed to withstand temperatures of 1,700 degrees Fahrenheit for one to two hours and impact-rated to simulate a collapsing ceiling or wall. Cabinets are water-resistant, which are designed to prevent water damage resulting from sprinklers and fire hoses.

Justification: Missouri Revised Statutes Chapter 109 (Public and Business Records) Section 255 authorizes the Local Records Board to established minimum retention periods for the administrative, fiscal and legal records created by local governments. To ensure records are not destroyed and/or damaged in the event of a fire or other natural disaster, documents need to be transitioned from the current standard cabinet to an insulated cabinet. These cabinets are needed to protect records in the Human Resources office.

Funding Source	2018	2019	2020	2021	2022	Totals
General Fund		\$5,000		\$2,500		\$7,500
Project Total						\$7,500



Replace Existing Computer Systems

Project Number: 01-CAO-001-19

Improvement Type: Furniture and Office Equipment

Division: 01-City Administration

Description: Replacement of legacy 32-bit Win 7 desktops or laptops.

Justification: Current systems have reached the end of life and have Win 7 as the OS. In our Server 2012 environment and as applications evolve or accept Win 10, the laptops and desktops will need to be replaced with current hardware and software. The current systems were purchased in 2014 and 2015. System replacement is on a 5 year rotation.

Funding Source	2018	2019	2020	2021	2022	Totals
General Fund		\$5,000				\$5,000
Project Total						\$5,000



Cowan Civic Center and Fairgrounds

Overview

The Cowan Civic Center is one of the premiere event locations in all of the Ozarks. The main building is a multipurpose facility that can accommodate an incredible range of events, including weddings, conventions, sporting events, business meetings, and more. In addition to housing a YMCA which manages a full gym and workout facility with recreational pool, the Cowan Civic Center features a 675 seat theater capable of hosting concerts, recitals, plays, and musicals alike.

In addition to the main facility, the site also features two buildings, the Mills Center and Wallace Center, available for rent to accommodate smaller events, such as meetings, wedding receptions, and more.

Finally, the Laclede County Fair is proudly hosted annually at the fairgrounds adjacent to the CCC facilities. The fairgrounds include an open-air show arena and a dirt stadium. Architectural work has begun on The Arena, a new blended open-air and indoor climate controlled facility to host additional agricultural events, and construction is expected to begin in FY 2017.

Funding

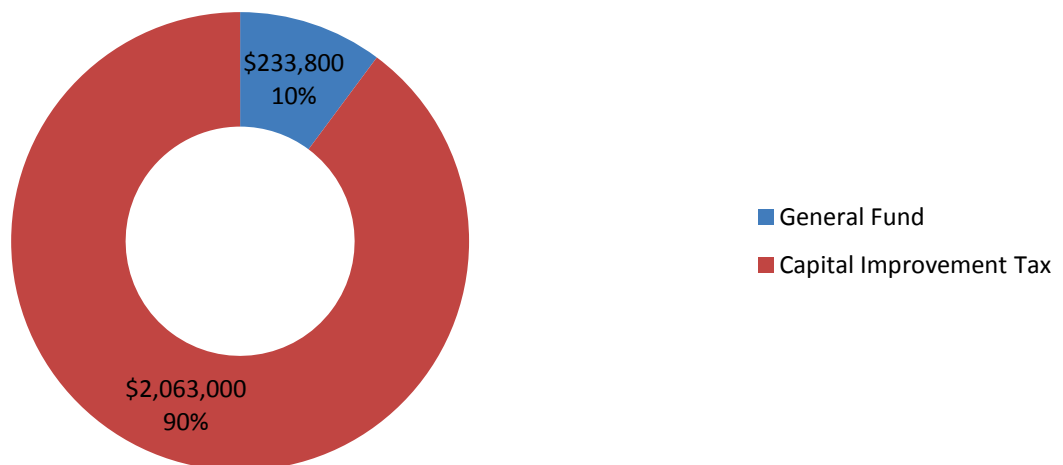
Capital improvement projects at the CCC and surrounding facilities are generally funded using either the General Fund or Capital Improvement tax revenue.

Projects

Capital projects for the Cowan Civic Center facilities are based on a combination of staff-identified needs, ongoing maintenance requirements, public requests, and approved facility plans.

Capital projects for the fairgrounds are based on staff identified needs, ongoing maintenance requirements, and suggestions from the Laclede County Fair Board.

Project Funding Sources



Cowan Civic Center and Fairgrounds

Addition of Campsites at Fairgrounds

Project Number: 22-CBN-004-17

Improvement Type: Building and Building Improvements

Division: 01-Community Buildings/NEC

Description: Add 20 campsites to Fairgrounds for events.

Justification: The campsites would be beneficial for several different groups including the Fair, Lebanon Get Together, Cattle sales, and Limousine sales. Adding these sites could bring more revenue due the proximity to events held at Ag Barn area.

Funding Source	2018	2019	2020	2021	2022	Totals
Capital Improvement Tax	\$52,000					\$52,000
Project Total						\$52,000



Cowan Civic Center and Fairgrounds

Replace Existing Computer Systems

Project Number: 01-CCC-001-19

Improvement Type: Machinery and Equipment

Division: 01-Civic Center

Description: Replacement of existing desktops and laptops with Win 7.

Justification: Current computers have reached end of life. Normal life due to technology is 4-5 years. CCC computers will be 8 years old and were upgraded in 2014 to Win 7. The City is migrating to Win 10 and most systems will have harder time computing as applications evolve. The new 64-bit Win 10 systems will run quicker and process data across the network in a more efficient manner.

Funding Source	2018	2019	2020	2021	2022	Totals
General Fund		\$4,800	\$4,000			\$8,800
Project Total						\$8,800



Cowan Civic Center and Fairgrounds

Replacement of CCC Office Furniture

Project Number: 01-CCC-002-22

Improvement Type: Furniture and Office Equipment

Division: 01-Civic Center

Description: Replace of copy machine desks, chairs, and bookshelves that are 18 years old.

Justification: Most of the office furniture is what was originally purchased. The copy machine is a Sharp 1996 model and was refurbished when purchased 12 years ago. Some of the current furniture was acquired after the City Hall remodel so not all furniture matches. Conference Room chairs are old council chairs that were in storage.

Funding Source	2018	2019	2020	2021	2022	Totals
General Fund					\$60,000	\$60,000
Project Total						\$60,000



Cowan Civic Center and Fairgrounds

Replace 2005 Boom Lift

Project Number: 01-CCC-003-22

Improvement Type: Machinery and Equipment

Division: 01-Civic Center

Description: Replacement of 2005 60' boom lift.

Justification: Current boom lift will be 17 years old. Repairs will be very costly and unit will need replaced. While this equipment has been maintained and will continue to be, many of the internal parts have significant wear, and will have considerable cost associated with repair or replacement. Lift is used for replacement of lights, Christmas decorations, and hanging banners and repair of overhead doors throughout city buildings. Trade in possible.

Funding Source	2018	2019	2020	2021	2022	Totals
General Fund					\$150,000	\$150,000
Project Total						\$150,000



Cowan Civic Center and Fairgrounds

Replacement of HVAC Units

Project Number: 22-CCC-006-14

Improvement Type: Building and Building Improvements

Division: 01-Civic Center

Description: Replace 1997 roof top HVAC Unit in theater dressing rooms at CCC.

Justification: Units 2 and 4 are nearly 15 years old and Unit 11 will be 24 years old. It is increasingly difficult to find parts for routine maintenance or emergency repairs. The analysis by MFEC also indicated that these units are nearing the end of expected useful life and a replacement plan should be implemented. HVAC units are used to heat and cool the CCC and functioning, reliable units are essential in maintaining a positive relationship with individuals and groups who rent the space.

Funding Source	HVAC Unit Number	2018	2019	2020	2021	2022	Totals
Capital Improvement Tax	RTU 11 Theater Dressing Room				\$50,000		\$50,000
Capital Improvement Tax	RTU 2 Exposition Hall	\$120,000					\$120,000
Capital Improvement Tax	RTU 4 Exposition Hall	\$120,000					\$120,000
Project Total							\$290,000



Cowan Civic Center and Fairgrounds

Civic Center Signage

Project Number: 22-CCC-023-14

Improvement Type: Building and Building Improvements

Department: 01-Civic Center

Description: Enhanced signage for CCC/YMCA

Justification: The present marquee is over 15 years old and was installed prior to the present occupancy of space in the structure. This project will create unified signage for both the Elm Street and Washington Street portions of the CCC campus as well as coordinated way-finding signage on the grounds. This will help address both the visibility concerns of the YMCA and help visitors to the facilities more easily navigate the grounds.

Funding Source	2018	2019	2020	2021	2022	Totals
Capital Improvement Tax	\$70,000					\$70,000
Project Total						\$70,000



Cowan Civic Center and Fairgrounds

Mill, Overlay, and Restripe: CCC Parking Lot

Project Number: 22-CCC-002-15

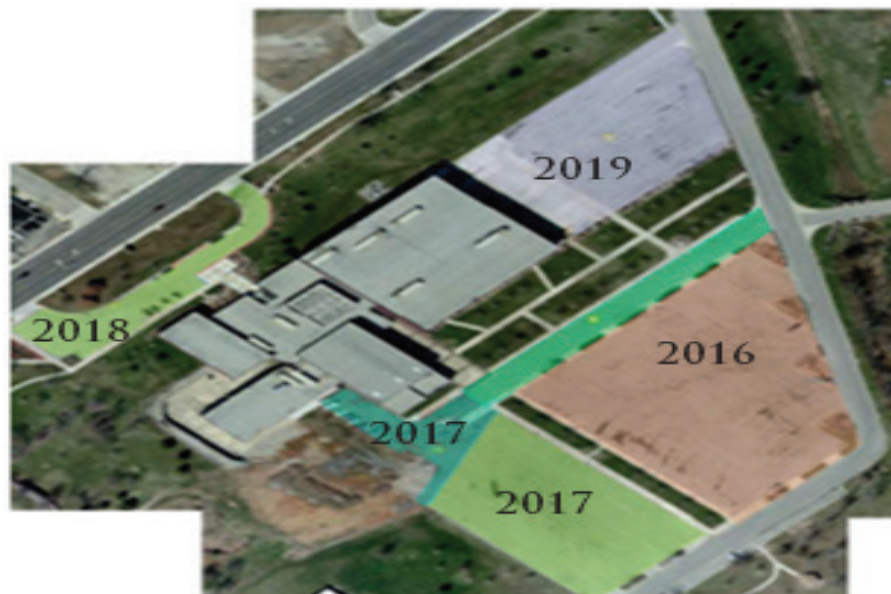
Improvement Type: Land and Land Improvements

Division: 01-Civic Center

Description: Repairs to the Civic Center parking areas that in 2015 are 18 years old.

Justification: The parking areas at the Civic Center need milling and 2" overlay for each of the parking lot areas on the map at the Civic Center. After the mill and fill treatment is completed, new striping will need to be applied. Lot restriping will begin in 2022.

Funding Source	2018	2019	2020	2021	2022	Totals
Capital Improvement Tax	\$35,000	\$80,000	\$20,000	\$20,000		\$155,000
General Fund					\$15,000	\$15,000
Project Total						\$170,000



Cowan Civic Center and Fairgrounds

Replace CCC Forklift

Project Number: 22-CCC-001-16

Improvement Type: Machinery and Equipment

Division: 01-Civic Center

Description: Replacement of 2003 forklift used for events.

Justification: The forklift presently operated by the Civic Center was bought in 1999 and sees heavy usage associated with events and general operation of the facility. In 2019 this piece of equipment will be 19 years old, which is within the typically anticipated service life of a well maintained fork lift. Staff recommends that at replacement the switch to an electric fork lift be made to minimize the fumes associated with propane in the generally enclosed spaces found in the environment of the Civic Center.

Funding Source	2018	2019	2020	2021	2022	Totals
Capital Improvement Tax		\$45,000				\$45,000
Project Total						\$45,000



Cowan Civic Center and Fairgrounds

Upgrade Office Sound System

Project Number: 22-CCC-007-16

Improvement Type: Machinery and Equipment

Division: 01-Civic Center

Description: Replacement of 18 year old office sound system that pages throughout building.

Justification: Components of the office sound system are aging and are no longer functioning properly. Additionally, these older components are not compatible with the City's digital phone system, meaning staff cannot make public announcements through this sound system using the phones. The ability to use phones over the public address system is crucial in emergency situations.

Funding Source	2018	2019	2020	2021	2022	Totals
Capital Improvement Fund	\$30,000					\$30,000
Project Total						\$30,000



Cowan Civic Center and Fairgrounds

Replacement of Theater Sound System

Project Number: 22-CCC-009-16

Improvement Type: Machinery and Equipment

Division: 01-Civic Center

Description: Replacement of 21 year old theater sound system.

Justification: Components of the theater sound system are aging and are no longer functioning properly. The sound board was replaced 15 years ago and is no longer supported by the manufacturer. Additionally, when the system was designed some of the modern devices used today were not anticipated or invented, and therefore are not compatible with the existing system. As part of this project, staff recommends consolidating all of the theater sound equipment into one room.

Funding Source	2018	2019	2020	2021	2022	Totals
Capital Improvement Tax		\$30,000				\$30,000
Project Total						\$30,000



Cowan Civic Center and Fairgrounds

Comprehensive Repair Plan for CCC Roof

Project Number: 22-CCC-002-17

Improvement Type: Building and Building Improvements

Division: 01-Civic Center

Description: Repairs to the 20 year old CCC roof.

Justification: Due to bad weather and time, there are numerous areas where "bubbles" are forming on the roof surface. They are not currently leaking but with foot traffic, these bubbles could cause leaks in the roof membrane. This project includes former project 22-CCC-001-16 "Repair Administrative Office Roof" which has been rescheduled for FY 2018.

Funding Source	2018	2019	2020	2021	2022	Totals
Capital Improvement Tax	\$159,000	\$70,000	\$150,000	\$80,000		\$459,000
Project Total						\$459,000



Cowan Civic Center and Fairgrounds

Replace Theater Carpet

Project Number: 22-CCC-003-17

Improvement Type: Building and Building Improvements

Department: 01-Civic Center

Description: Replace carpet throughout CCC Theater

Justification: Carpet is 19 years old. We have not allowed food in the theater but there has been a lot of foot traffic. Theater has still been exposed to chemicals from snow removal due to the fact that the side doors are used for entrances for events.

Funding Source	2018	2019	2020	2021	2022	Totals
Capital Improvement Tax	\$25,000					\$25,000
Project Total						\$25,000



Cowan Civic Center and Fairgrounds

Glass Store Front at YMCA/CCC Junction

Project Number: 22-CCC-004-17

Improvement Type: Building and Building Improvements

Department: 01-Civic Center

Description: Storefront to replace metal door between YMCA and CCC

Justification: Door between YMCA and CCC foyer is unattractive. Visitors to either side are view a steel door that is not inviting. This gives both sides an appearance of being in prison. A glass wall in this area would enhance both entities.

Funding Source	2018	2019	2020	2021	2022	Totals
Capital Improvement Tax	\$12,000					\$12,000
Project Total						\$12,000



Cowan Civic Center and Fairgrounds

Upgrade Theater Stage Lights

Project Number: 22-CCC-005-17

Improvement Type: Building and Building Improvements

Division: 01-Civic Center

Description: Replacement of 20 year old lights for theater stage.

Justification: Lights on stage are the original lights. Several have stopped working or been broken during adjustments. The new ellipsoidal lights will be more user-friendly. LED will supply the same amount of light. They will also have the capability of changing colors. Currently, installation of colored gels is required for different effects.

Funding Source	2018	2019	2020	2021	2022	Totals
Capital Improvement Tax	\$40,000	\$20,000				\$60,000
Project Total						\$60,000



Cowan Civic Center and Fairgrounds

Addition of Dressing Rooms and Concession Area for CCC Exhibition Hall

Project Number: 22-CCC-001-20

Improvement Type: Building and Building Improvements

Division: 01-Civic Center

Description: Add dressing room area and concession area to exhibition hall.

Justification: Currently there is no changing area in exhibition hall. Whenever groups need to dress before a performance, they have to walk outside to the theater dressing rooms. This is very inconvenient for the performers. Adding a concession area in exhibition hall would also make sense at this time. Concessionaires have to use the concession stand in the foyer or setup tables in ex hall close to power outlets. They also have to bring in cash registers or leave money on tables where they are serving the food.

Funding Source	2018	2019	2020	2021	2022	Totals
Capital Improvement Tax			\$750,000			\$750,000
Project Total						\$750,000



Cowan Civic Center and Fairgrounds

Replacement of Gas Fired Pool Heater

Project Number: 22-CCC-001-22

Improvement Type: Machinery and Equipment

Division: 01-Civic Center

Description: Replacement of gas fired pool heater for indoor pool.

Justification: Existing pool heater will be eight years old in 2022. Normal life expectancy is 7 years. Replacement is necessary to maintain water temperature and energy conservation

Funding Source	2018	2019	2020	2021	2022	Totals
Capital Improvement Tax					\$30,000	\$30,000
Project Total						\$30,000



Cowan Civic Center and Fairgrounds

Upgrade of UV System for CCC Pool

Project Number: 22-CCC-002-22

Improvement Type: Machinery and Equipment

Division: 01-Civic Center

Description: Replacement of UV system for indoor pool.

Justification: Existing UV system will be eight years old in 2022. UV systems are fairly new to the pool industry, so life expectancy is uncertain. Replacement is necessary to maintain chemical balance and water quality of pool.

Funding Source	2018	2019	2020	2021	2022	Totals
Capital Improvement Tax					\$15,000	\$15,000
Project Total						\$15,000



Cowan Civic Center and Fairgrounds

Rebuild Paddock Water Filter for CCC Pool

Project Number: 22-CCC-003-22

Improvement Type: Machinery and Equipment

Division: 01-Civic Center

Description: Replacement of filter system for indoor pool.

Justification: Filtration system will need to be rebuilt in 2022 when it will be 8 years old. The current high quality system could last longer than expected but anything can happen. The system has been problem free since installation and it is recommended to rebuild rather than replace this system.

Funding Source	2018	2019	2020	2021	2022	Totals
Capital Improvement Tax					\$40,000	\$40,000
Project Total						\$40,000



Community Development

Overview

Community Development is responsible for the administration and enforcement of building codes, zoning regulations, and subdivision regulations as set forth by the City Council. This includes permitting regulating construction and use or occupancy of buildings and structures.

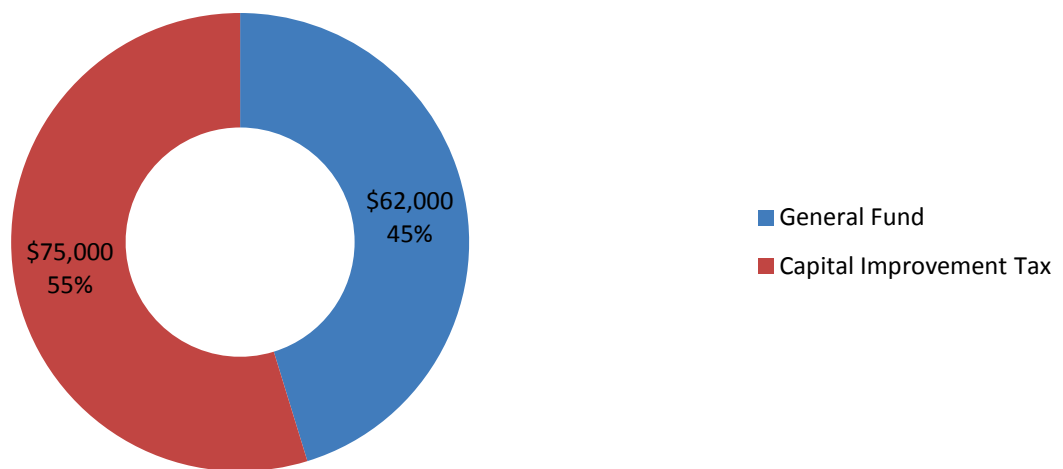
Funding

Capital improvement projects for Community Development are generally funded using either the General Fund or Capital Improvement tax revenue.

Projects

Capital projects for Community Development are based on a combination of staff-identified needs focused on enhancing services to our citizen and outside contractor customers.

Project Funding Sources



GIS/Customer Data Integration

Project Number: 01-CDC-001-17

Improvement Type: Furniture and Office Equipment

Department: 50-Mapping and GIS

Description: Software to extract customer data from our utility software and create GIS layers based upon that data.

Justification: We have significant data on our customers, including meter types and sizes and other services provided. The ability to extract that data from Incode into GIS layers will provide us with enhanced customer service and long term planning abilities.

Location: City Hall/Public Works

Funding Source	2018	2019	2020	2021	2022	Totals
General Fund	\$50,000					\$50,000
Project Total						\$50,000

Upgrade AutoCad Software

Project Number: 01-CDC-001-18

Improvement Type: Furniture and Office Equipment

Department: 50-Community Development and Compliance

Description: Replacement of 15 year old AutoCad software.

Justification: New Autocad software will allow engineers and other contractors to submit modern computerized drawings for evaluation and review by Community Development staff. Additionally, the Autocad software is used to update zoning maps for the city. The new software will be compatible with Windows 7, 8, and 10, which the current software version is not. Most computers in the city's network will be migrating to Windows 10 in the near future.

Funding Source	2018	2019	2020	2021	2022	Totals
General Fund	\$7,000					\$7,000
Project Total						\$7,000



Replace Existing Computer Systems

Project Number: 01-CDC-001-19

Improvement Type: Furniture and Office Equipment

Department: 50-Community Development and Compliance

Description: Replacement of desktops or laptops purchased in 2014 and 2015 all of which have Win 7, 32-bit OS.

Justification: With the department using software suites versus paper and legacy software, the systems will need to keep up. The current systems were purchased in 2014 and have Win 7, 32-bit OS. For current operations they are fine. Once AutoCad and more Incode modules or compliance software is used, the system will need to keep up. The lifecycle is 5 years and this would keep the department on schedule.

Funding Source	2018	2019	2020	2021	2022	Totals
General Fund		\$5,000				\$5,000
Project Total						\$5,000



Replacement of Staff Fleet Vehicles

Project Number: 22-CDC-001-18

Improvement Type: Machinery and Equipment

Division: 50-Community Development and Compliance

Description: Replacement of existing 2002 Blazer SUV and two (2) 2003 Ford Taurus cars

Justification: As we implement regular building inspections and adopt new technology in the field, our vehicle requirements have changed. Community Development inspectors are currently using a 2002 Blazer from the Fire Department and two (2) 2003 Ford Taurus cars. The vehicles are well beyond regular service life and require replacement. In 2018 we are replacing the 2002 Blazer with a new 4 wheel drive small SUV. In 2020 and 2022 we are proposing the replacement of the Ford Taurus cars with similar 4 door sedans. The existing Blazer has 98,000 miles, and the two Taurus vehicles have 175,814 and 140,882 miles respectively.

Funding Source	2018	2019	2020	2021	2022	Totals
Capital Improvement Tax	\$35,000		\$20,000		\$20,000	\$75,000
Project Total						\$75,000



Overview

The Downtown Business District (DTBD) was established as a special business district in 1976 by petition of business owners and Ordinance 1979 of the City Council. An advisory board, the Downtown Business District Board of Directors, is comprised of property owners or senior managers of businesses within the district boundaries and provides advice and guidance to the City Council related to planning efforts and spending tax dollars within the Special Business District. The DTBD makes capital improvements to the district, promotes downtown through marketing and advertising, and maintains and provides landscaping and other beautification services.

Funding

Capital improvement projects for the Downtown Business District are funded using a variety of sources, including the General Fund, Capital Improvement Tax, Economic Development Fund, and special property and business taxes.

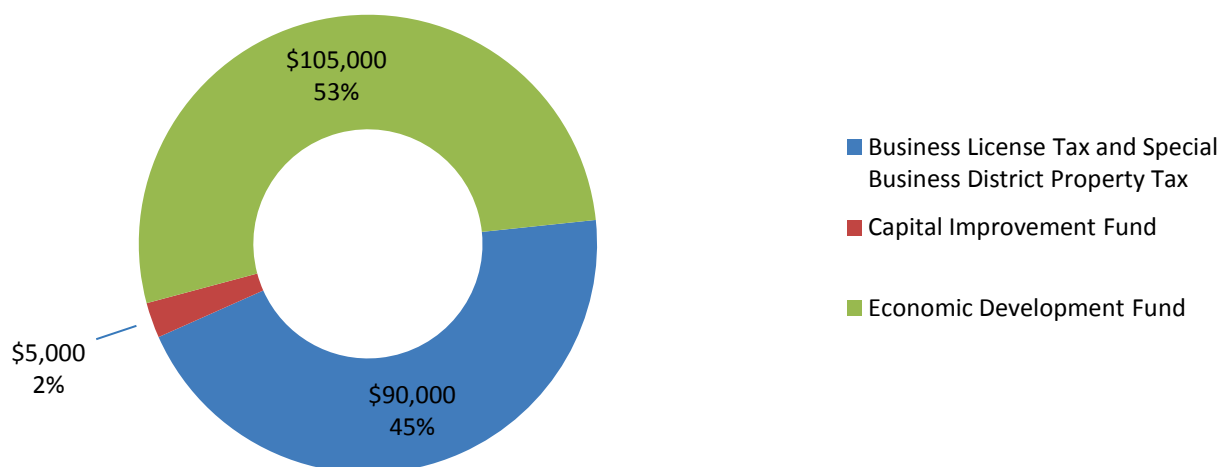
The Downtown Business District Fund is comprised of real property and business license taxes paid by property and business owners within the boundaries of the district, unless specifically exempted by statute.

The Economic Development Fund utilizes rent monies generated from City-owned industrial facility leases.

Projects

Capital projects for the Downtown Business District are based on a combination of staff-identified needs, requests from the DTBD Board, business and property owner suggestions, citizen requests, and ongoing maintenance requirements.

Project Funding Sources



Downtown Business District

Downtown Business District Signage Upgrades

Project Number: 75-DBD-001-18

Improvement Type: Furniture and Office Equipment

Division: 75-Downtown Business District

Description: New signs creating a distinct sense of place for the downtown area. In 2018 and 2020 new gateway monument signs will be purchased and placed at Jackson and Commercial and Washington and Commercial. In 2019, 2021, and 2022 new public parking signs will be purchased. In 2019, 2021, and 2022 welcome to downtown pole signs will be purchased and placed at strategic entry points in the downtown area.

Justification: The Downtown Business District has adopted a strategic plan calling for improvements to its physical environment. Modern downtowns feature many amenities and decorations that our district currently lacks. The gateway signs will give visitors and local shoppers a clear sense of place when shopping downtown, as will the new public parking signs and welcome to downtown signs.

Funding Source	2018	2019	2020	2021	2022	Totals
Business License Tax and Special Business District Property Tax	\$20,000	\$12,000	\$20,000	\$12,000	\$16,000	\$80,000
Project Total						\$80,000



Lebanon Farmers Market Pavilion

Project Number: 75-DBD-002-18

Improvement Type: Building and Building Improvements

Department: 75-Downtown Business District

Description: Construction of a permanent Farmers Market pavilion and Downtown Gateway.

Justification: The Farmers Market vendors have been requesting a permanent pavilion for several years in order to run a year-round market and better serve the needs of their customers. The Strategic Plan adopted by the DTBD in 2015 suggests this project as a way to help revitalize the Downtown area and offers several design sketches supporting its creation.

Location: Downtown Business District

Funding Source	2018	2019	2020	2021	2022	Totals
Business License Tax and Special Business District Property Tax	\$10,000					\$10,000
Economic Development Fund	\$105,000					\$105,000
Capital Improvement Tax	\$5,000					\$5,000
Project Total						\$120,000



Overview

The City of Lebanon has operated a municipal electric utility since the early 1900's. The Electric system for the City is made of 135 miles of 7.2 KV distribution and 40 miles of 69 KV transmission loop inter-connecting seven sub-stations to three 69KV transmission lines linking to the Show-Me Transmission network. The city provides electric to most citizens within city limits.

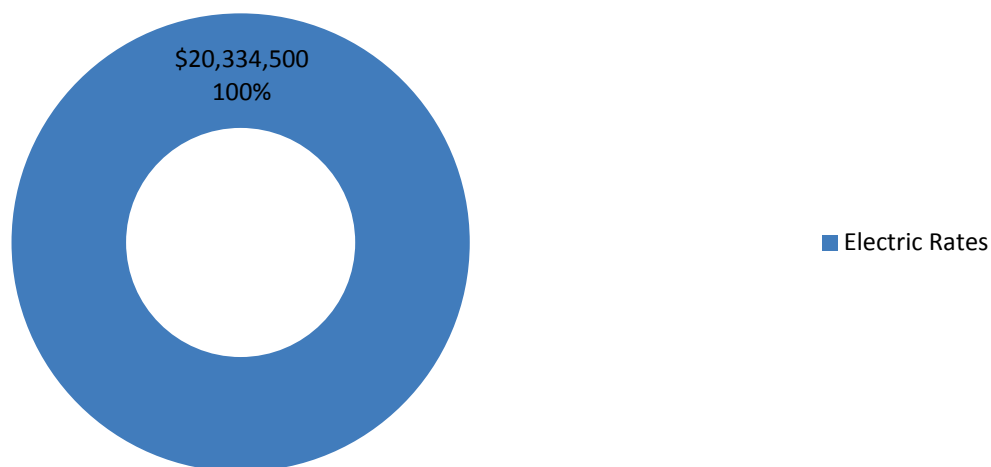
Funding

Capital improvement projects for the Electric division are funded primarily using revenues generated from electric customer fees and rates. The General Fund is used on a smaller scale for computer systems equipment.

Projects

Capital projects for the Electric division are based on a combination of staff-identified needs, requests from City Council, customer needs, and ongoing maintenance requirements.

Project Funding Sources



161 Substations and Transmission

Project Number: 80-ELF-007-14

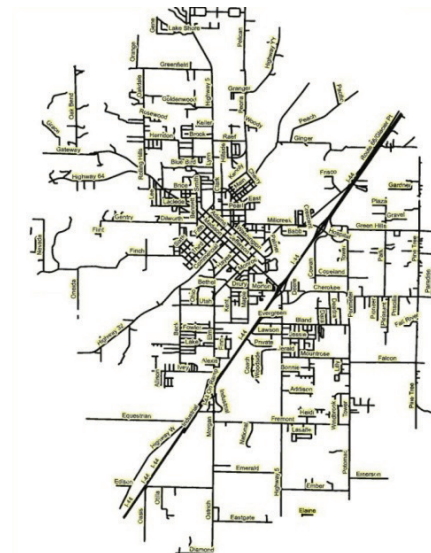
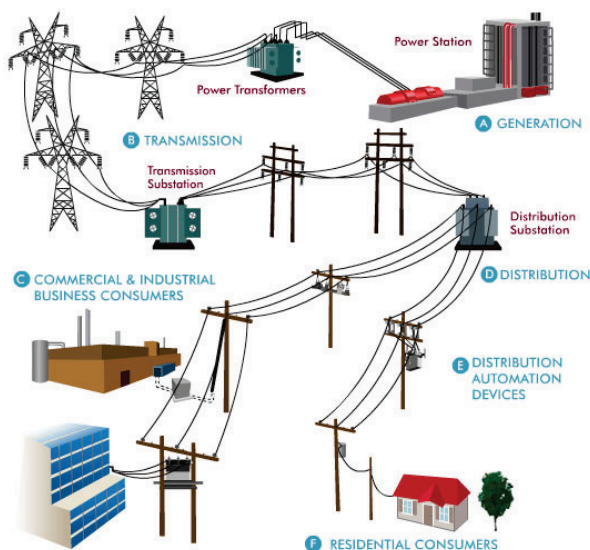
Improvement Type: Building and Building Improvements

Division: 80-Electric

Description: Design, construct, and easement acquisition for (2) 161 kV high voltage lines, (2) 161 switch stations, and (2) 161 to 69kV substations. One line will come into town from the west, while the other would come from the south connecting directly to Associated Electric Transmission Lines.

Justification: Annual cost for Transmission from SHO-ME Power is approximately \$1.4 million. Cost of infrastructure can be purchased with approximately fifteen (15) years of transmission cost. This infrastructure investment would allow future cost savings to the electric utility customers.

Funding Source	2018	2019	2020	2021	2022	Totals
Electric Rates	\$5,000,000	\$4,166,666	\$4,166,666	\$4,166,668		\$17,500,000
Project Total						\$17,500,000



Line Reconductor/Extensions

Project Number: 80-ELF-008-14

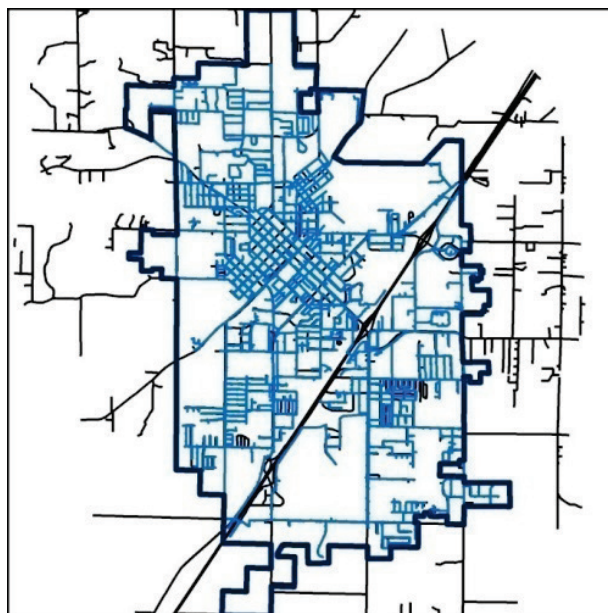
Improvement Type: Land and Land Improvements

Division: 80-Electric

Description: Replacement of exist conductors due to capacity limits, or line extensions to serve future developments. This work will occur on Feeder 1020 which feeds the North Side of Commercial Street and into the residential area. The existing wire has been in place since the 1960's and has sustained damage due to lighting strikes and ice storms that has weakened its strength.

Justification: Feeders that are at or near existing wire capacity, or the extension of lines to serve new customers. This feeder was identified through our system inspection, and determined that it is below industry standards.

Funding Source	2018	2019	2020	2021	2022	Totals
Electric Rates	\$20,000	\$20,000	\$20,000	\$20,000	\$20,000	\$100,000
Project Total						\$100,000



Overhead/Underground Projects

Project Number: 80-ELF-009-14

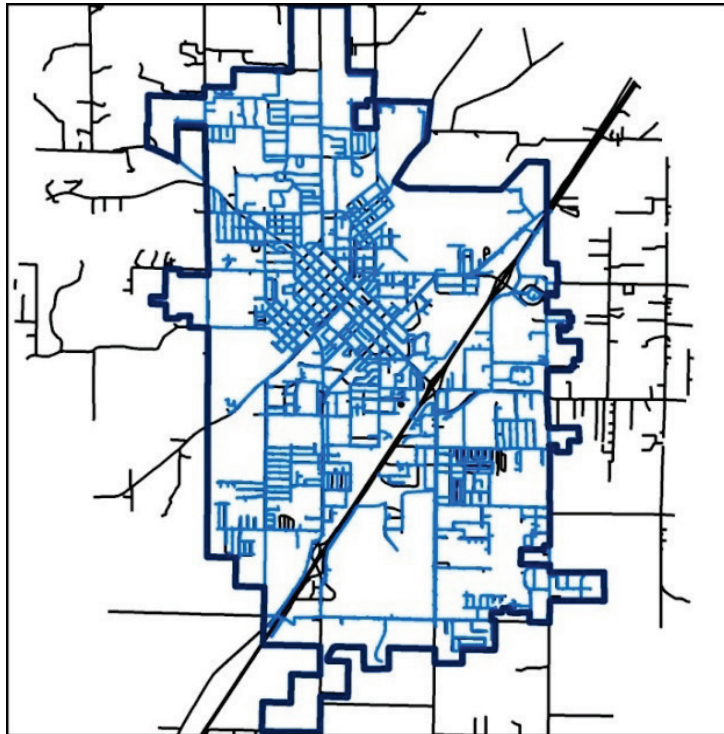
Improvement Type: Building and Building Improvements

Division: 80-Electric

Description: Replace existing overhead lines with underground primary in areas that we have right of way restrictions.

Justification: Many of these lines are costly to maintain due to yard fences and vegetative growth. Replacement will add reliability while lowering maintenance costs.

Funding Source	2018	2019	2020	2021	2022	Totals
Electric Rates	\$55,000	\$55,000	\$55,000	\$55,000	\$55,000	\$275,000
Project Total						\$275,000



Switching

Project Number: 80-ELF-012-14

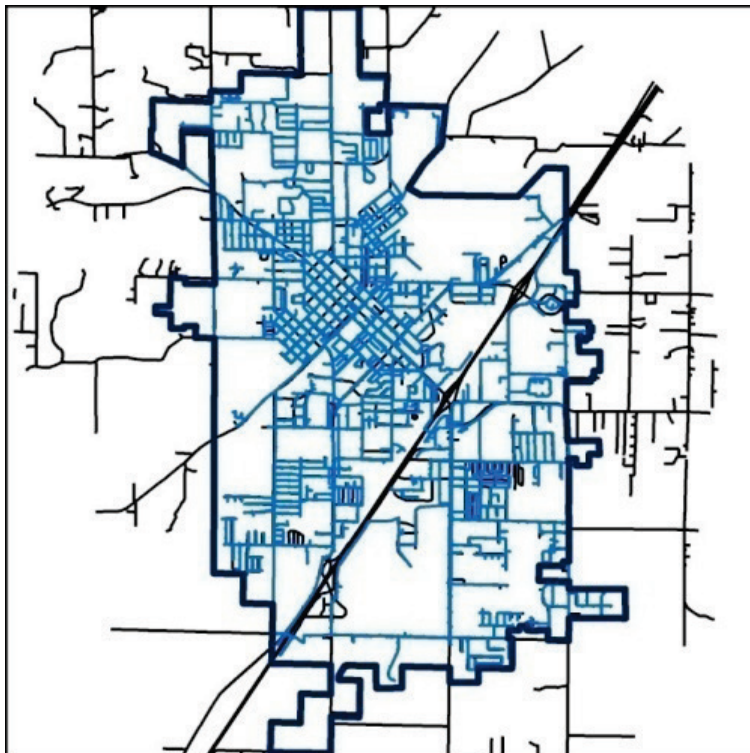
Improvement Type: Machinery and Equipment

Division: 80-Electric

Description: Replace blade-type switches with gang-operated switches.

Justification: Migration from blade-type switches to the gang-operated style will lessen the time needed to restore service following an outage. Changing to gang switching will also make line switching more efficient.

Funding Source	2018	2019	2020	2021	2022	Totals
Electric Rates	\$7,500					\$7,500
Project Total						\$7,500



LED Streetlight Conversion

Project Number: 80-ELF-003-15

Improvement Type: Machinery and Equipment

Division: 80-Electric

Description: Replace High Pressure Sodium with LED fixtures, and have existing steel poles sandblasted and repainted.

Justification: Some of the existing steel poles in service are in need of repainting, and by replacing existing fixtures with LEDs we will see a savings in energy consumption and maintenance costs due to longer life expectancy. This will also be a means of reducing Energy consumption and our carbon footprint.

Funding Source	2018	2019	2020	2021	2022	Totals
Electric Rates	\$60,000	\$60,000	\$60,000	\$60,000	\$60,000	\$300,000
Project Total						\$300,000



Distribution Pole Changes

Project Number: 80-ELF-004-15

Improvement Type: Building and Building Improvements

Division: 80-Electric

Description: Replacement of distribution poles.

Justification: As a component of the Electric Department's system reliability program it annually inspects the poles used in the distribution network. Through this inspection process the department identifies poles which should be replaced to ensure minimal service interruption to the consumers.

Funding Source	2018	2019	2020	2021	2022	Totals
Electric Rates	\$50,000	\$50,000	\$50,000	\$50,000	\$50,000	\$250,000
Project Total						\$250,000



Construction Truck

Project Number: 80-ELF-006-15

Improvement Type: Machinery and Equipment

Division: 80-Electric

Description: Replacement of a 2002 55 foot working height trucks.

Justification: This will replace older vehicles that have reached the end of their useful lives in accordance with the capitalization policy. If this truck is kept in service it will require an additional \$12,000 to \$15,000 in maintenance to meet safety standards.

Funding Source	2018	2019	2020	2021	2022	Totals
Electric Rates		\$200,000			\$225,000	\$425,000
Project Total						\$425,000



Overhead Wire Pulling Machine

Project Number: 80-ELF-008-15

Improvement Type: Machinery and Equipment

Division: 80-Electric

Description: Purchase an overhead wire pulling machine.

Justification: Used in the replacement of existing conductors (overhead power lines). Existing conductors are nearing their capacity and need to have larger conductors installed. This machine will aid in the installation of those conductors and increase safety for employees.

Funding Source	2018	2019	2020	2021	2022	Totals
Electric Rates		\$125,000				\$125,000
Project Total						\$125,000



Build Tie Line From Substation 7 to Industrial Park

Project Number: 80-ELF-002-16

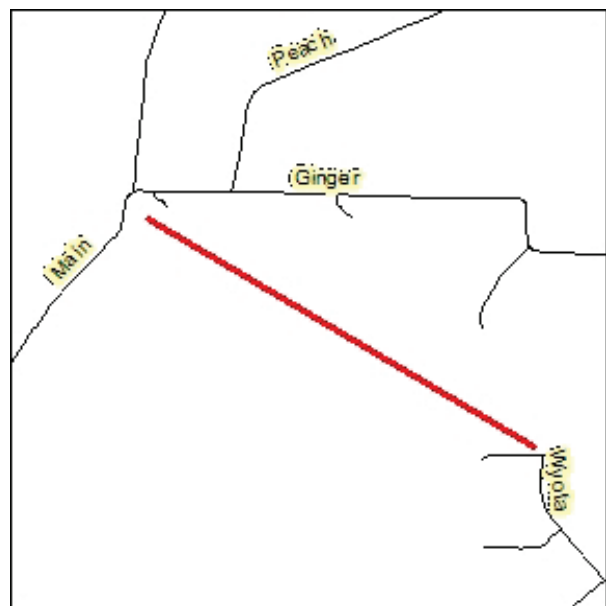
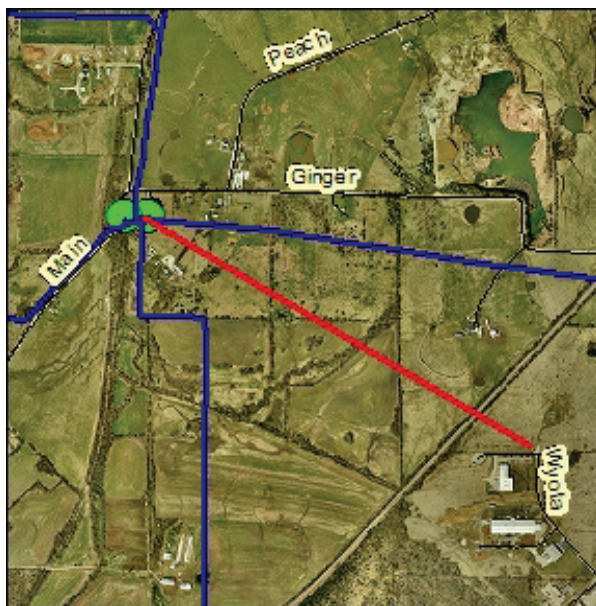
Improvement Type: Machinery and Equipment

Division: 80-Electric

Description: Build approximately 6,000 linear feet of distribution tie line from Substation 7 to the City Industrial Park.

Justification: This project will provide a backup feeder for the Industrial Park customers, making the system more reliable. This feeder will also provide a third line to serve as a means to back feed to Mercy Hospital in an emergency situation.

Funding Source	2018	2019	2020	2021	2022	Totals
Electric Rates	\$200,000					\$200,000
Project Total						\$200,000



Department Pickups

Project Number: 80-ELF-003-17

Improvement Type: Machinery and Equipment

Division: 80-Electric

Description: Replacement of pickup trucks.

Justification: This will replace older vehicles that have reached the end of their useful lives in accordance with the capitalization policy. We are proposing to replace two 2001 pickups that will have over 100,000 miles.

Funding Source	2018	2019	2020	2021	2022	Totals
Electric Rates		\$50,000			\$28,000	\$78,000
Project Total						\$78,000



Backyard Easement Machine

Project Number: 80-ELF-001-18

Improvement Type: Machinery and Equipment

Division: 80-Electric

Description: Replacement of a 2006 Aerial bucket on track with a machine that has an auger and lifting capacity to set poles in backyards.

Justification: This proposed replacement will give the capability to set poles in back yards. Our current machine will not set poles or change out transformers.

Funding Source	2018	2019	2020	2021	2022	Totals
Electric Rates	\$230,000					\$230,000
Project Total						\$230,000



Downtown Power Outlet Replacements

Project Number: 80-ELF-002-18

Improvement Type: Machinery and Equipment

Division: 80-Electric

Description: Replacement of the existing conduit and outlets in the islands for Christmas decorations.

Justification: The existing infrastructure has failed, wire and conduit has sustained damage over the years. Existing power outlets are also damaged beyond repair.

Funding Source	2018	2019	2020	2021	2022	Totals
Electric Rates	\$30,000					\$30,000
Project Total						\$30,000



Konica Printer

Project Number: 80-ELF-001-19

Improvement Type: Furniture and Office Equipment

Division: 80-Electric

Description: Purchase of a new network printer to replace costly desktop printers.

Justification: Currently, we are serviced by one primary printer minus desktop printers, which we need to move away from due to the cartridge cost. We need a network printer besides Konica that will allow users to print across the building without delay. Xerox and Brother have suitable models with 5 to 7 year value.

Funding Source	2018	2019	2020	2021	2022	Totals
Electric Rates		\$5,000				\$5,000
Project Total						\$5,000



Replace Existing Computer Systems

Project Number: 80-ELF-001-20

Improvement Type: Furniture and Office Equipment

Division: 80-Electric

Description: Replacement of desktops or laptops that have Win 7 32-bit.

Justification: Current systems will have reached their end of life based on usage and capitalization policy. As the Electric Division continues to operate in the field and develop and or use software suites, more computing power will be needed. The current systems were purchased in 2014 and 2015. Some were upgraded from XP to 7 and are slow processing across the newer network. Sophos also has some issues pushing virus protection.

Funding Source	2018	2019	2020	2021	2022	Totals
Electric Rates			\$9,000			\$9,000
Project Total						\$9,000



Substation #2 Transformer

Project Number: 80-ELF-001-22

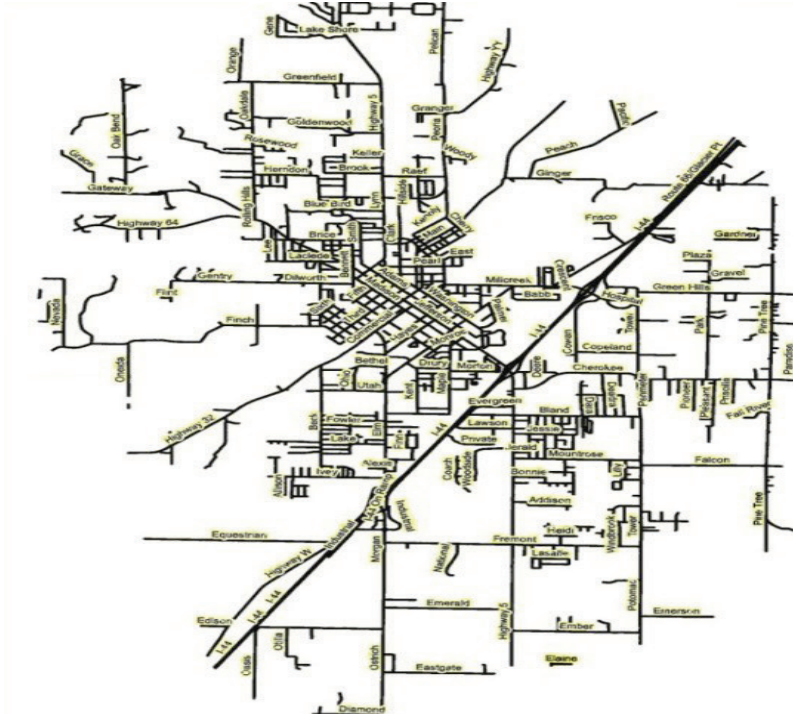
Improvement Type: Machinery and Equipment

Division: 80-Electric

Description: Replacement of the existing 12 MVA transformer at Substation #2 with a 16 MVA transformer.

Justification: This project will provide a larger transformer for larger loads for the existing feeders within Substation #2. The existing transformer will not be large enough to provide reliable service to the customers that it currently serves. The existing transformer will either be sold or re-used within the system.

Funding Source	2018	2019	2020	2021	2022	Totals
Electric Rates					\$800,000	\$800,000
Project Total						\$800,000



Overview

The Environmental Services division encompasses all of the City's stormwater, wastewater, and water activities. The City operates a municipal wastewater system and water utility that services the citizens of Lebanon.

Stormwater projects are responsible for managing stormwater conveyance as well as detention facility maintenance and improvements.

Wastewater projects are designed to support the operations of the municipal wastewater system, including the prevention of introduction of pollutants into the system and improving opportunities to reclaim and recycle wastewater and sludge.

Water projects are designed to support the operations of the municipal water utility. The City water distribution system is made up of approximately 120 miles of distribution lines ranging from 6" to 12" in size. The City operates 7 deep wells (2.50M gallons/day), 2 booster pump stations, and 5 elevated water towers (4 towers/500,000G ea, tower behind Mercy 1.0MG), providing water to all customers within the city limits where water is required.

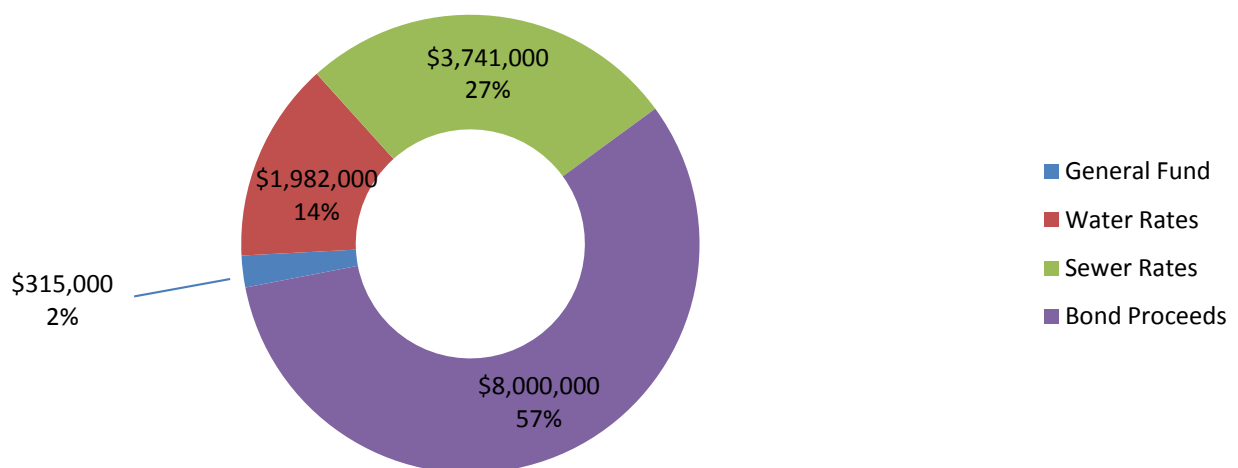
Funding

Capital improvement projects for the Environmental Services division are funded primarily using revenues generated from water and wastewater customer fees and rates. Stormwater projects are paid for using the General Fund. Certain large-scale Environmental Services projects also use bond proceeds as a funding source.

Projects

Capital projects for the Environmental Services division are based on a combination of staff-identified needs, requests from City Council, customer needs, and ongoing maintenance requirements.

Project Funding Sources



Assessment and Restoration of Detention Facilities

Project Number: 01-ENV-004-14

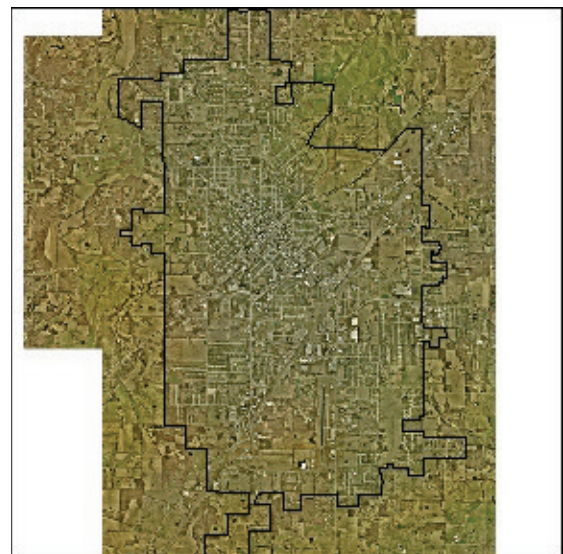
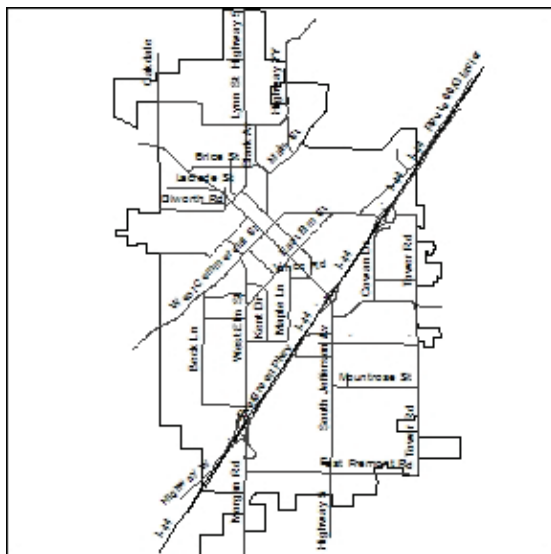
Improvement Type: Land and Land Improvements

Division: 01-Stormwater

Description: Assess existing detention facilities throughout the City for adequate capacity and review existing flow control structure, then perform maintenance. Improvement needs to restore capacity and assure correct flow release.

Justification: Many detention facilities have been in operation several years without evaluations or maintenance that can be improved to storm water control.

Funding Source	2018	2019	2020	2021	2022	Totals
General Fund	\$5,000	\$5,000	\$5,000	\$5,000	\$5,000	\$25,000
Project Total						\$25,000



Frank Street Drainage-Way and Detention

Project Number: 01-ENV-001-16

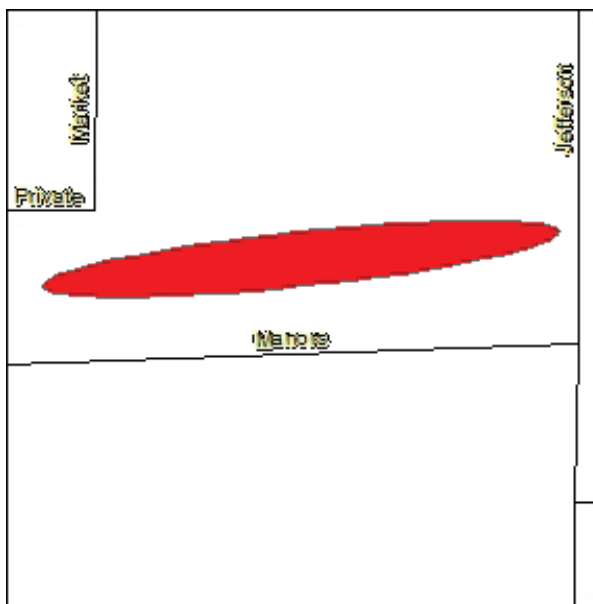
Improvement Type: Land and Land Improvements

Department: 01-Stormwater

Description: Clear and construct clean and defined drainage-way and detention facility north of Harrison Avenue on Frank Street right-of-way.

Justification: The construction of this detention facility will serve to control peak storm water issues in this area. Peak storm water conveyance issues in this area result in part from a lack of catchments or other structures to control drainage and runoff from previously established upstream subdivisions.

Funding Source	2018	2019	2020	2021	2022	Totals
General Fund	\$15,000					\$15,000
Project Total						\$15,000



South Highway 5 and Manors Drive Detention

Project Number: 01-ENV-003-16

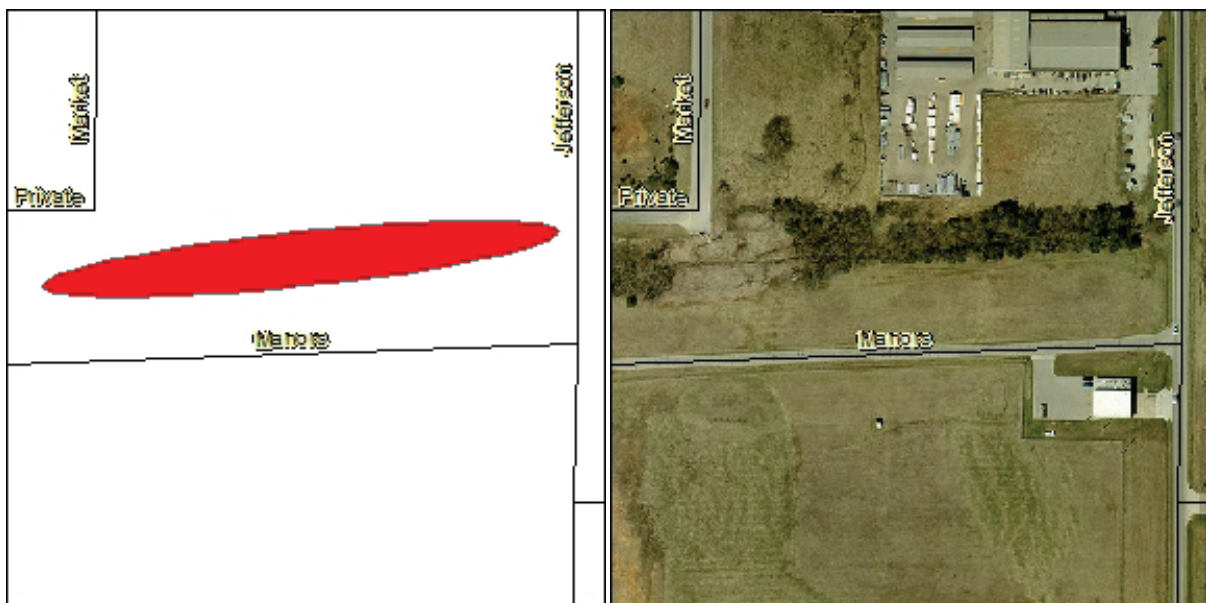
Improvement Type: Land and Land Improvements

Department: 01-Stormwater

Description: Construct detention facility and stabilize existing drainage-way.

Justification: Peak storm water flows within drainage basin causing traffic disruption and flooding.

Funding Source	2018	2019	2020	2021	2022	Totals
General Fund	\$15,000					\$15,000
Project Total						\$15,000



Beck Lane Detention

Project Number: 01-ENV-001-17

Improvement Type: Land and Land Improvements

Department: 01-Stormwater

Description: Construct detention facility and stabilize existing drainage-way approximately 1,300 linear feet.

Justification: Flooding of Beck Lane during intense rain events. Existing drainage-way has bank erosion.

Funding Source	2018	2019	2020	2021	2022	Totals
General Fund	\$25,000					\$25,000
Project Total						\$25,000



Beck and Kansas Detention

Project Number: 01-ENV-002-17

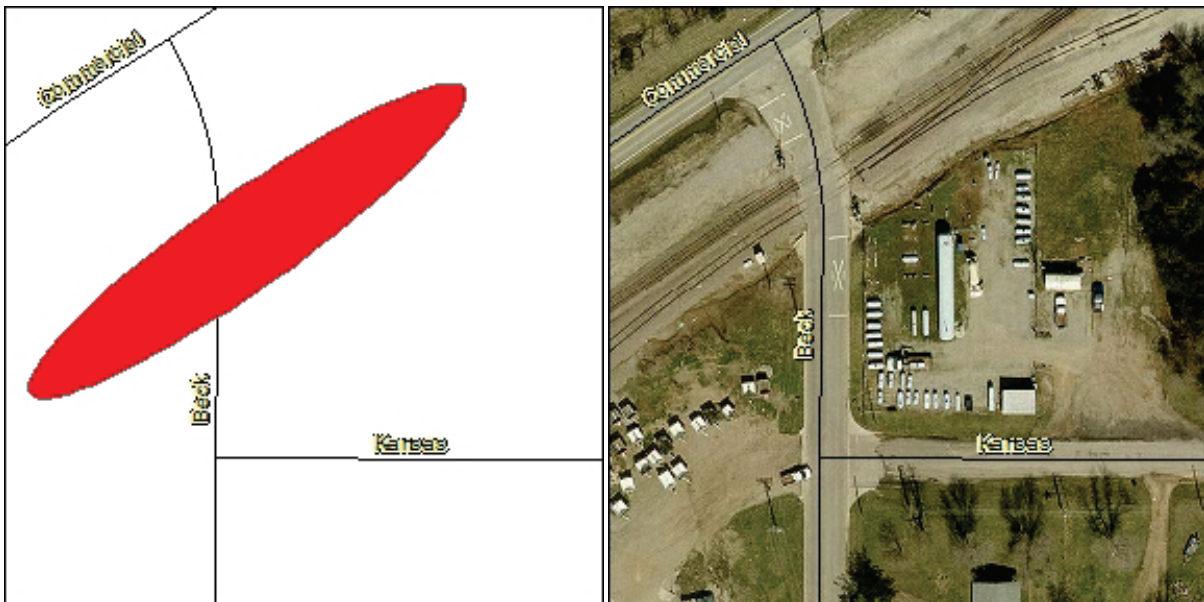
Improvement Type: Land and Land Improvements

Department: 01-Stormwater

Description: Clear and construct drainage-way and detention facility.

Justification: Flooding of Beck Lane during intense rain events.

Funding Source	2018	2019	2020	2021	2022	Totals
General Fund	\$10,000					\$10,000
Project Total						\$10,000



Tuscumbia Street and Cherry Street

Project Number: 01-ENV-003-17

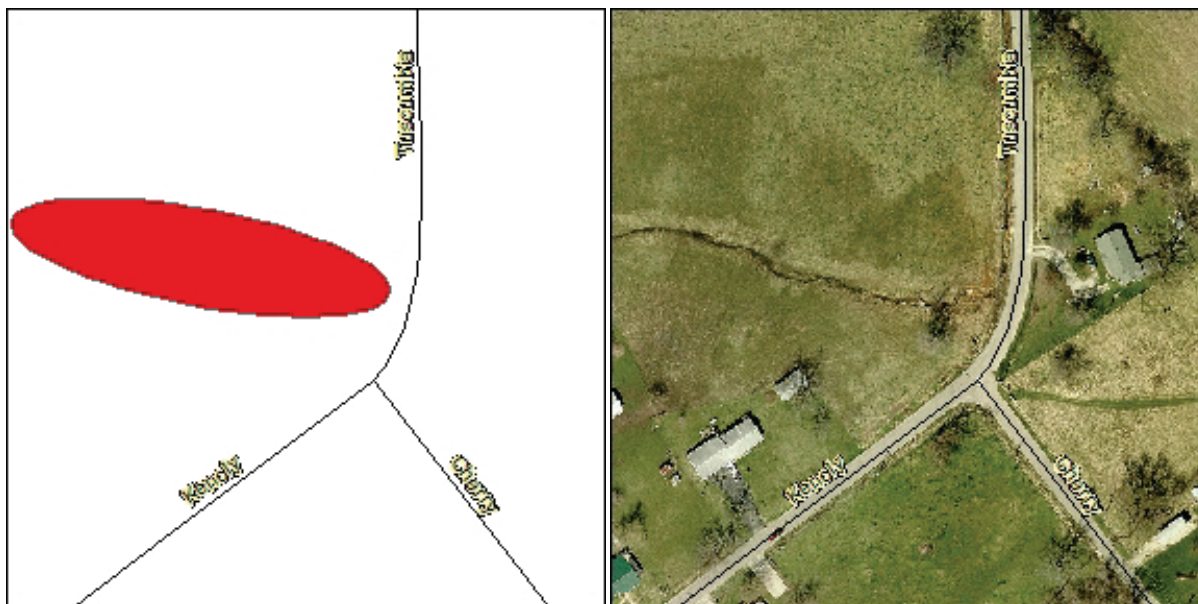
Improvement Type: Land and Land Improvements

Department: 01-Stormwater

Description: Obtain easements, clear and stabilize existing drainage-way.

Justification: Flooding of Cherry Street and Tuscumbia Street during intense rain events.

Funding Source	2017	2018	2019	2020	2021	Totals
General Fund	\$5,000					\$5,000
Project Total						\$5,000



Stormwater: Quail Valley Circle

Project Number: 01-ENV-001-18

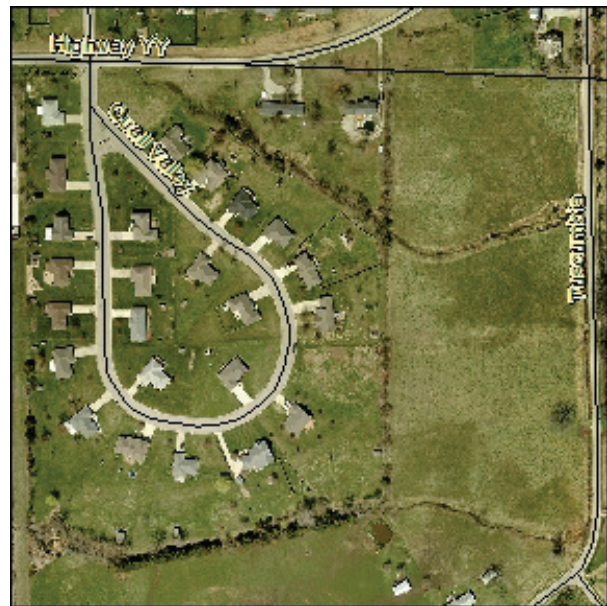
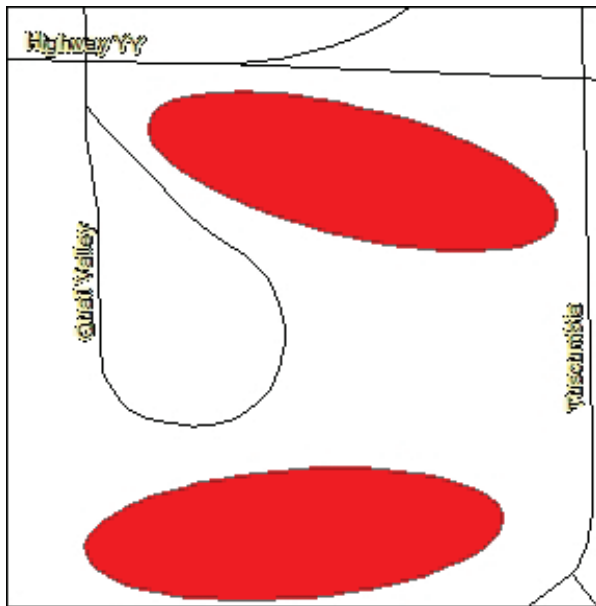
Improvement Type: Land and Land Improvements

Division: 01-Stormwater

Description: Obtain drainage-way easement, clear and stabilize existing drainage-way add detention facility.

Justification: Existing drainage-way is not well defined and lacks capacity during intense rain events.

Funding Source	2018	2019	2020	2021	2022	Totals
General Fund	\$15,000					\$15,000
Project Total						\$15,000



Stormwater: Brook Street and Northgate

Project Number: 01-ENV-002-18

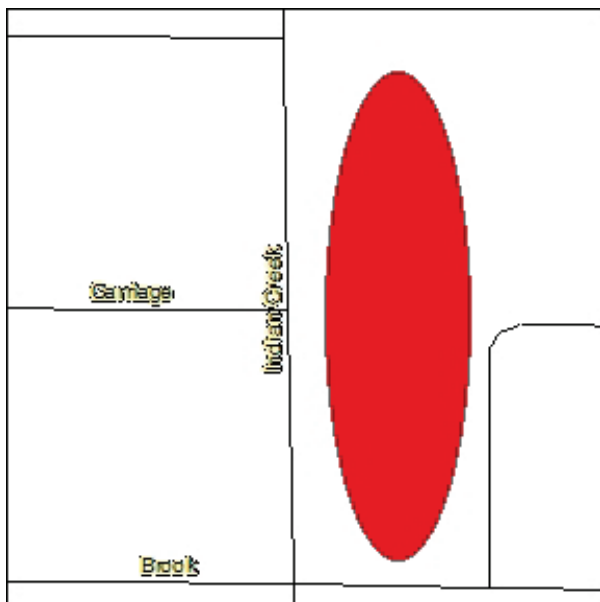
Improvement Type: Land and Land Improvements

Division: 01-Stormwater

Description: Obtain drainage-way easements, clear and stabilize existing drainage-way.

Justification: Existing drainage-way is not well defined and banks are not stabilized.

Funding Source	2018	2019	2020	2021	2022	Totals
General Fund	\$5,000					\$5,000
Project Total						\$5,000



Stormwater: Waterman Drive and Windsor Drive

Project Number: 01-ENV-003-18

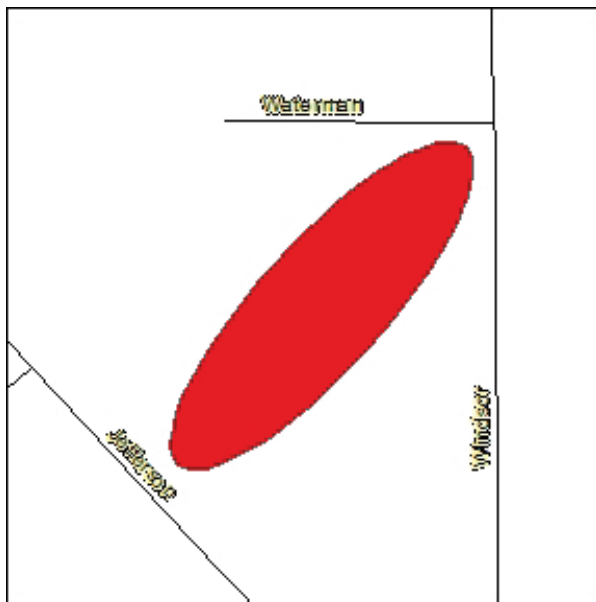
Improvement Type: Land and Land Improvements

Division: 01-Stormwater

Description: Obtain drainage-way easement, clear and stabilize existing drainage-way.

Justification: Existing drainage-way lacks capacity causing area flooding.

Funding Source	2018	2019	2020	2021	2022	Totals
General Fund			\$25,000			\$25,000
Project Total						\$25,000



Stormwater: Main Street

Project Number: 01-ENV-004-18


Improvement Type: Land and Land Improvements

Division: 01-Stormwater

Description: Obtain drainage-way easement, clear and construct drainage-way.

Justification: Flooding of Main Street during intense rain events.

Funding Source	2018	2019	2020	2021	2022	Totals
General Fund	\$20,000					\$20,000
Project Total						\$20,000



Stormwater: Highway 64 and South King

Project Number: 01-ENV-005-18

Improvement Type: Land and Land Improvements

Division: 01-Stormwater

Description: Obtain drainage-way easements, clear and stabilize existing drainage-way. Obtain easement and construct detention facility at Highway 64 and Bennett Avenue.

Justification: Existing drainage-way has bank erosion and lack adequate capacity during intense rain events.

Funding Source	2018	2019	2020	2021	2022	Totals
General Fund		\$45,000				\$45,000
Project Total						\$45,000



Environmental Services Division

Stormwater: Mountrose

Project Number: 01-ENV-001-19

Improvement Type: Land and Land Improvements

Division: 01-Stormwater

Description: Obtain drainage-way easements, clear and stabilize existing drainage-way along Mountrose. Obtain easement and construct detention facility.

Justification: Watershed north of Mountrose was developed prior to stormwater detention requirements. Stormwater tops street driving surface during extreme rain events.

Funding Source	2018	2019	2020	2021	2022	Totals
General Fund				\$30,000		\$30,000
Project Total						\$30,000



Stormwater: Springfield and Jackson

Project Number: 01-ENV-002-19

Improvement Type: Land and Land Improvements

Division: 01-Stormwater

Description: Obtain drainage-way easements, clear and stabilize existing drainage-way from Jackson to Springfield.

Justification: Existing drainage-way has bank erosion and lack adequate capacity during intense rain events.

Funding Source	2018	2019	2020	2021	2022	Totals
General Fund				\$25,000		\$25,000
Project Total						\$25,000



Stormwater: Washington and North Park Manor

Project Number: 01-ENV-001-20

Improvement Type: Land and Land Improvements

Division: 01-Stormwater

Description: Obtain drainage-way easements, clear and stabilize existing drainage-way from Washington Avenue to East North Park Manor Boulevard.

Justification: Existing drainage-way has bank erosion and lack adequate capacity during intense rain events.

Funding Source	2018	2019	2020	2021	2022	Totals
General Fund					\$50,000	\$50,000
Project Total						\$50,000



Collection Improvements in the Goodwin Hollow Watershed

Project Number: 85-ENV-001-14

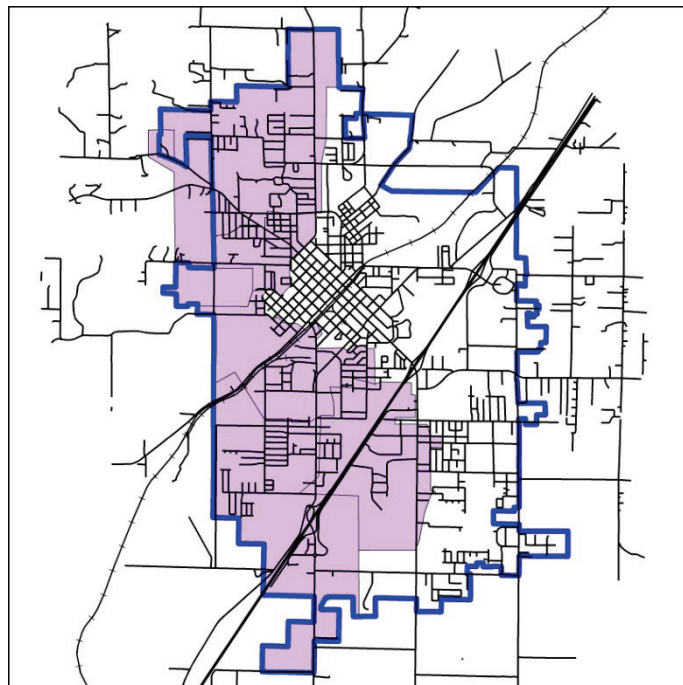
Improvement Type: Land and Land Improvements

Division: 85-Wastewater

Description: Sanitary Sewer Evaluation Study (SSES) of Goodwin Hollow watershed and rehabilitation/improvements identified within report (MULTIYEAR FUNDING). Improvements anticipated include lining of pipes and manholes, creation of new design standards, and other best management practices.

Justification: This project will reduce the number and duration of sanitary sewer overflows in this watershed by repairing/replacing collection system pipes and manholes that have numerous defects that allow rainwater to exceed the capacity of the lines.

Funding Source	2018	2019	2020	2021	2022	Totals
Sewer Rates	\$500,000	\$500,000	\$500,000	\$500,000	\$500,000	\$2,500,000
Project Total						\$2,500,000



WWTP Improvements (Phase 2)

Project Number: 85-ENV-999-14 (was 85-WWT-001-14)

Improvement Type: Building and Building Improvements

Division: 85-Wastewater

Description: Filter and sludge improvements will include: new disc filters, conversion of backwash basin to a 30ft diameter 16ft deep waste basin providing 74k gallons of storage), bar screen upgrade at the head of plant, new sludge holding basin (80ft diameter 20ft deep holding 750k gallons), new electrical equipment control center, new bio-solids hauling truck, installation of mixers, and dissolved oxygen meters in the existing oxidation ditches.

Justification: The water quality regulations set by the Missouri Department of Natural Resources continue to get more stringent. The existing equipment has been in continuous service for 35 years and has exceeded their life cycles and is reaching design capacity. The sludge improvements are needed to continue to meet the 503 regulations set by the Environmental Protection Agency. By increasing the design capacity of the wastewater treatment plant it will allow quality treatment for many years to come.

Funding Source	2018	2019	2020	2021	2022	Totals
Bond Proceeds	\$5.0M					\$5,000,000
Project Total						\$5,000,000



Lift Station SCADA

Project Number: 85-ENV-007-15

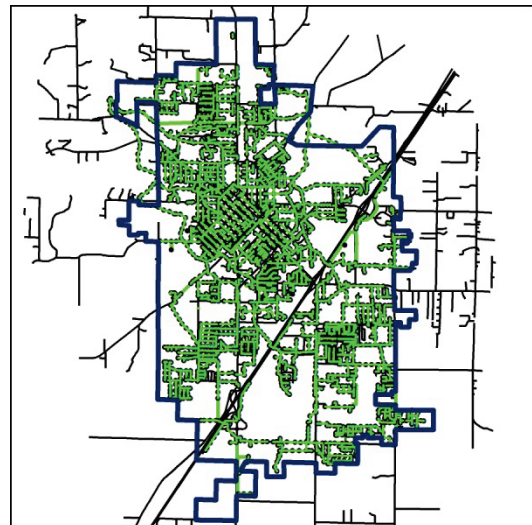

Improvement Type: Machinery and Equipment

Division: 85-Wastewater

Description: Install radio communication network and Programmable Logic Controllers (PLC).

Justification: Installation of the SCADA system will provide better management and maintenance of critical lift station infrastructure. Use of SCADA technology will allow staff to remotely monitor and operate the lift stations. It will create enhanced reporting as the system would log the run hours from the meters on each pump, as well as provide alarm notification if there was a change in the operating condition of the lift station.

Funding Source	2018	2019	2020	2021	2022	Totals
Sewer Rates	\$20,000	\$20,000	\$20,000	\$20,000	\$20,000	\$100,000
Project Total						\$100,000



Samplers

Project Number: 85-ENV-999-15 (was 85-WWT-004-15)

Improvement Type: Machinery and Equipment

Division: 85-Wastewater

Description: Replacement of all-weather effluent sampler and portable industrial pre-treatment samplers.

Justification: Samplers are used to collect wastewater samples to monitor the quality of the water that the wastewater treatment plant produces. The portable samplers are used to collect samples from the industries in the pretreatment program and throughout the collection system. These will replace the samplers that have reached the end of their reliable service life.

Funding Source	2018	2019	2020	2021	2022	Totals
Sewer Rates	\$5,000					\$5,000
Project Total						\$5,000



Mechanical Bar Screen

Project Number: 85-ENV-006-16

Improvement Type: Machinery and Equipment

Department: 85-Wastewater

Description: Mechanical Bar Screen.

Justification: The existing manual bar screen requires an operator to enter a pit 3 days a week to remove trash from the bar screen with a pitchfork and put it into a bucket that has to be lifted out of the pit by a rope. By adding the mechanical bar screen it will increase employee safety and improve efficiencies.

Funding Source	2018	2019	2020	2021	2022	Totals
Sewer Rates	\$150,000					\$150,000
Project Total						\$150,000



Environmental Services Division

Pickup Trucks

Project Number: 85-ENV-007-16

Improvement Type: Machinery and Equipment

Division: 85-Wastewater

Description: Purchase of three new three-quarter ton 4 x 4 pickups to replace 2001 and 2006 model units.

Justification: Three quarter ton pickups are used to transport personnel, tools, and equipment to jobsites. Pickups being replaced are approaching the end of service life and in line with the City Capitalization policy.

Funding Source	2018	2019	2020	2021	2022	Totals
Sewer Rates	\$28,000		\$30,000		\$30,000	\$88,000
Project Total						\$88,000



Portable Trash Pump

Project Number: 85-ENV-008-16


Improvement Type: Machinery and Equipment

Division: 85-Wastewater

Description: Replacement of 3 inch trash pump.

Justification: The 3 inch pump is used to evacuate water from excavation sites while repairing or replacing wastewater lines. The pump is also utilized in the day to day operations of the collection system. The current pump has reached the end of its reliable service life.

Funding Source	2018	2019	2020	2021	2021	Totals
Sewer Rates			\$4,000			\$4,000
Project Total						\$4,000



Environmental Services Division

Biosolids Application Truck

Project Number: 85-ENV-999-16 (was 85-WWT-002-16)

Improvement Type: Machinery and Equipment

Division: 85-Wastewater

Description: Purchase of a new biosolids application truck to replace a 1995 Kodiak unit that is reaching the end of its service life.

Justification: This will replace one of the two trucks used to haul and apply biosolids from the wastewater treatment plant to local fields and pastures. Currently approximately 1200 loads are hauled yearly. The existing truck will be 24 years old and is past the end of its useful life.

Funding Source	2018	2019	2020	2021	2022	Totals
Sewer Rates		\$185,000				\$185,000
Project Total						\$185,000



Wastewater Treatment Plant Driveway Overlay

Project Number: 85-ENV-001-17

Improvement Type: Land and Land Improvements

Department: 85-Wastewater

Description: Overlay approximately 1600 feet long by 22 feet wide 2 inch thick asphalt driveway with 2 inches.

Justification: The existing asphalt driveway is showing signs of deterioration.

Funding Source	2018	2019	2020	2021	2022	Totals
Sewer Rates	\$35,000					\$35,000
Project Total						\$35,000



Environmental Services Division

Excavator

Project Number: 85-ENV-003-18

Improvement Type: Machinery and Equipment

Division: 85-Wastewater

Description: Purchase of a new excavator to replace 2002 model unit

Justification: An excavator is used to excavate materials on street and storm drainage projects. The excavator being replaced is approaching the end of expected life. Staff anticipates trading in the unit being replaced to help defray purchase cost of the new unit.

Funding Source	2018	2019	2020	2021	2022	Totals
Sewer Rates	\$205,000					\$205,000
Trade-In of Existing Equipment	\$25,000					\$25,000
Project Total						\$230,000



Pipe Laser

Project Number: 85-ENV-006-17

Improvement Type: Machinery and Equipment

Division: 85-Wastewater

Description: Replacement of pipe laser.

Justification: The current pipe laser has reached the end of its useful life cycle. This device is used in the installation of sewer pipe so it can be set on grade.

Funding Source	2018	2019	2020	2021	2022	Totals
Sewer Rates		\$5,500				\$5,500
Project Total						\$5,500



Environmental Services Division

Backhoe

Project Number: 85-ENV-001-18

Improvement Type: Machinery and Equipment

Division: 85-Wastewater

Description: Purchase of a new backhoe to replace a 2006 model unit.

Justification: A backhoe is used to excavate ditches, haul and load material, and remove snow. The backhoe being replaced is approaching the end of expected life. Staff anticipates trading in the unit being replaced to help defray purchase cost of the new unit.

Funding Source	2018	2019	2020	2021	2022	Totals
Sewer Rates	\$80,000					\$80,000
Trade-In of Existing Equipment	\$15,000					\$15,000
Project Total						\$95,000



Easement Cleaning Machine

Project Number: 85-ENV-002-18

Improvement Type: Machinery and Equipment

Division: 85-Wastewater

Description: Replacement of easement cleaning machine.

Justification: This equipment aids in the ability to operate and maintain the entirety of the City's sewer infrastructure to reduce and eliminate sanitary sewer overflows and increase continuous operation for the customer. It operates in backyards and other areas of the City where the combination cleaning truck (Vactor) cannot reach. This equipment has reached its end of life. It is more than 20 years old and replacement parts availability are diminishing.

Funding Source	2018	2019	2020	2021	2022	Totals
Sewer Rates	\$80,000					\$80,000
Project Total						\$80,000



Replace Existing Wastewater Computer Systems

Project Number: 85-ENV-003-18

Improvement Type: Furniture and Office Equipment

Division: 85-Wastewater

Description: Replacement of desktops, laptops, or tablets Win 7, 32 bit with Win 10 or greater.

Justification: Current systems are at their end of life and were purchased in 2014 and 2015. Some were received from Jefferson City state program and were already a few years old. We would like to implement tablets in the field as well to become more mobile and digital. The new systems would be capable of handling current suites and or applications. The tablets will ensure field operations are streamlined into daily business functions and enhance efficiency. The IT Department has worked with a variety of tablets and field tested many. Training has been provided and users understand the VPN capabilities.

Funding Source	2018	2019	2020	2021	2022	Totals
Sewer Rates	\$5,000	\$5,000	\$5,000	\$5,000		\$20,000
Project Total						\$20,000



Sewer Main: Iowa Street

Project Number: 85-ENV-001-20

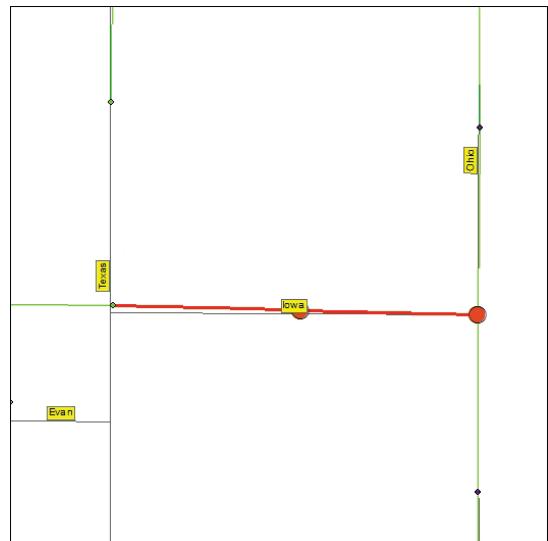
Improvement Type: Land and Land Improvements

Division: 85-Wastewater

Description: Dig up and replace 2 manholes and 500 linear feet of 8 inch diameter Clay Tile pipe with 8 inch diameter PVC. This will be in conjunction with planned street rehabilitation.

Justification: Existing sewer mains that have countless defects identified during routine collection system inspections considered failed infrastructure. These lines allow inflow and infiltration into the collection system during rain events contributing to wet-weather peak flows and sanitary sewer overflows.

Funding Source	2018	2019	2020	2021	2022	Totals
Sewer Rates			\$16,000			\$16,000
Project Total						\$16,000



Sewer Main: Ohio Street

Project Number: 85-ENV-002-20

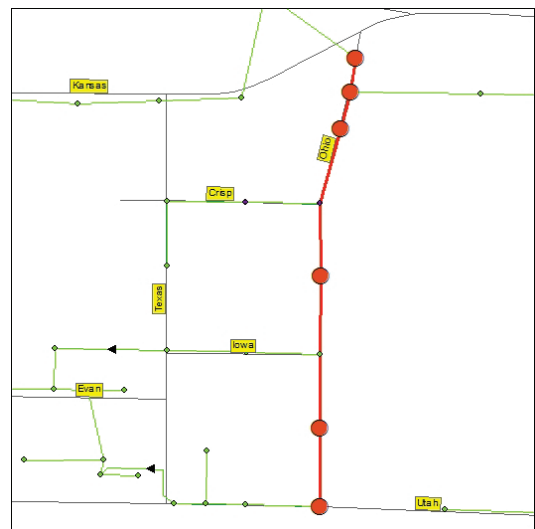
Improvement Type: Land and Land Improvements

Division: 85-Wastewater

Description: Dig up and replace 6 manholes and 1,400 linear feet of 8 inch diameter Clay Tile pipe with 8 inch diameter PVC. This will be in conjunction with planned street rehabilitation.

Justification: Existing sewer mains that have countless defects identified during routine collection system inspections considered failed infrastructure. These lines allow inflow and infiltration into the collection system during rain events contributing to wet-weather peak flows and sanitary sewer overflows.

Funding Source	2018	2019	2020	2021	2022	Totals
Sewer Rates			\$38,000			\$38,000
Project Total						\$38,000



Sewer Main: Crisp Street

Project Number: 85-ENV-003-20

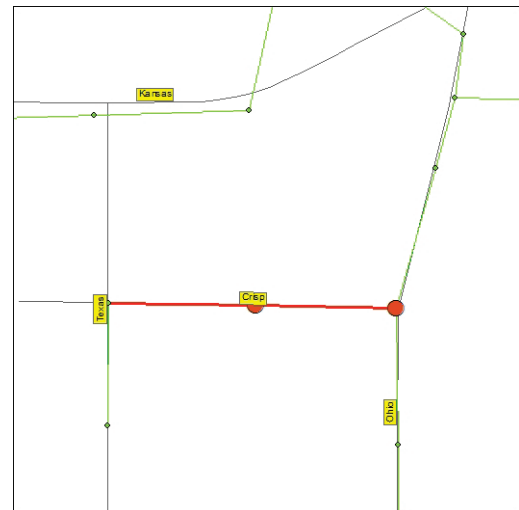
Improvement Type: Land and Land Improvements

Division: 85-Wastewater

Description: Dig up and replace 2 manholes and 500 linear feet of 8 inch diameter Clay Tile pipe with 8 inch diameter PVC. This will be in conjunction with planned street rehabilitation.

Justification: Existing sewer mains that have countless defects identified during routine collection system inspections considered failed infrastructure. These lines allow inflow and infiltration into the collection system during rain events contributing to wet-weather peak flows and sanitary sewer overflows.

Funding Source	2018	2019	2020	2021	2022	Totals
Sewer Rates			\$16,000			\$16,000
Project Total						\$16,000



Sewer Main: Texas Avenue

Project Number: 85-ENV-004-20

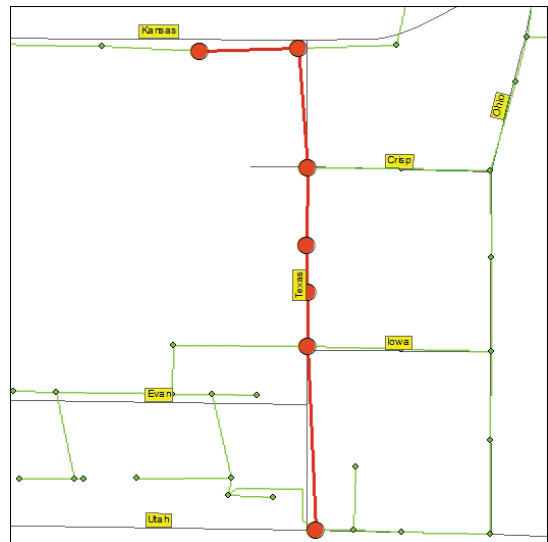
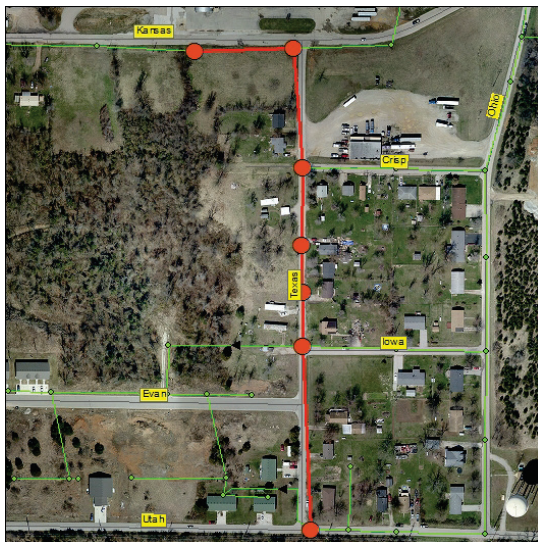
Improvement Type: Land and Land Improvements

Division: 85-Wastewater

Description: Dig up and replace 7 manholes and 1,860 linear feet of 8 inch diameter Clay Tile pipe with 8 inch diameter PV. This will be in conjunction with planned street rehabilitation.

Justification: Existing sewer mains that have countless defects identified during routine collection system inspections considered failed infrastructure. These lines allow inflow and infiltration into the collection system during rain events contributing to wet-weather peak flows and sanitary sewer overflows.

Funding Source	2018	2019	2020	2021	2022	Totals
Sewer Rates			\$26,000			\$26,000
Project Total						\$26,000



Sewer Main: Mizer Street

Project Number: 85-ENV-001-21

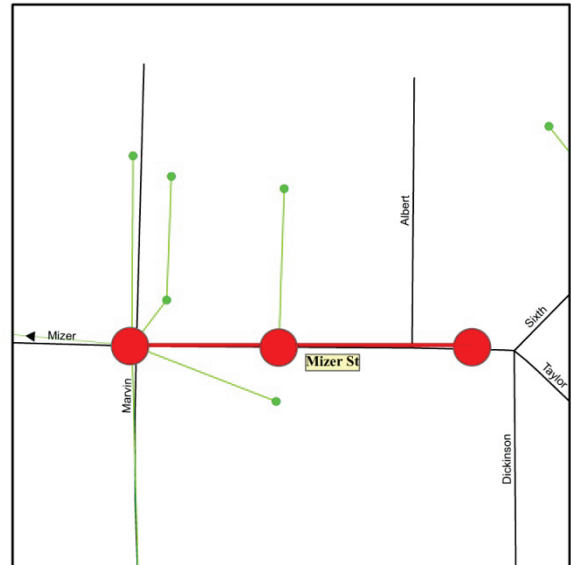
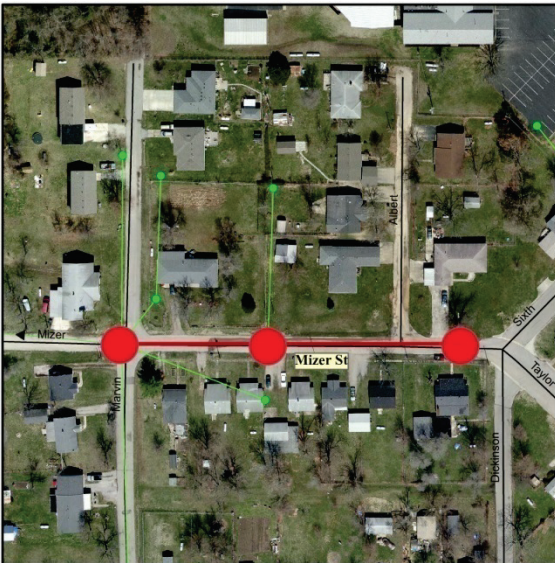
Improvement Type: Land and Land Improvements

Division: 85-Wastewater

Description: Dig up and replace 3 manholes and 450 linear feet of 8 inch diameter Clay Tile pipe with 8 inch diameter PVC. This will be in conjunction with planned street rehabilitation.

Justification: Existing sewer mains that have countless defects identified during routine collection system inspections considered failed infrastructure. These lines allow inflow and infiltration into the collection system during rain events contributing to wet-weather peak flows and sanitary sewer overflows.

Funding Source	2018	2019	2020	2021	2022	Totals
Sewer Rates				\$15,000		\$15,000
Project Total						\$15,000



Environmental Services Division

Sewer Main: Barlow Street

Project Number: 85-ENV-002-21

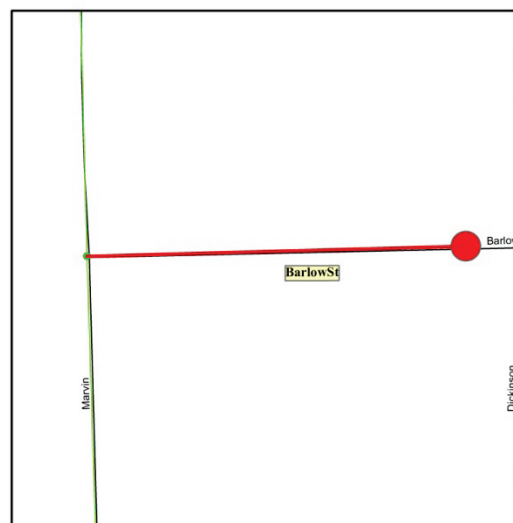
Improvement Type: Land and Land Improvements

Division: 85-Wastewater

Description: Dig up and replace 1 manhole and 400 linear feet of 8 inch diameter Clay Tile pipe with 8 inch diameter PVC. This will be in conjunction with planned street rehabilitation.

Justification: Existing sewer mains that have countless defects identified during routine collection system inspections considered failed infrastructure. These lines allow inflow and infiltration into the collection system during rain events contributing to wet-weather peak flows and sanitary sewer overflows.

Funding Source	2018	2019	2020	2021	2022	Totals
Sewer Rates				\$12,000		\$12,000
Project Total						\$12,000



Sewer Main: Marvin Avenue

Project Number: 85-ENV-003-21

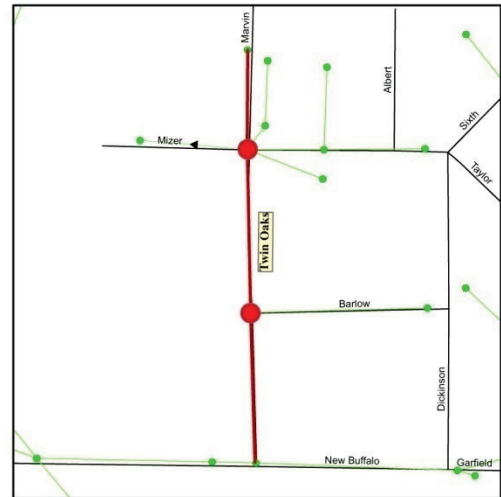
Improvement Type: Land and Land Improvements

Division: 85-Wastewater

Description: Dig up and replace 3 manholes and 1,000 linear feet of 8 inch diameter Clay Tile pipe with 8 inch diameter PVC. This will be in conjunction with planned street rehabilitation.

Justification: Existing sewer mains that have countless defects identified during routine collection system inspections considered failed infrastructure. These lines allow inflow and infiltration into the collection system during rain events contributing to wet-weather peak flows and sanitary sewer overflows.

Funding Source	2018	2019	2020	2021	2022	Totals
Sewer Rates				\$27,000		\$27,000
Project Total						\$27,000



Sewer Main: Perry Street

Project Number: 85-ENV-004-21

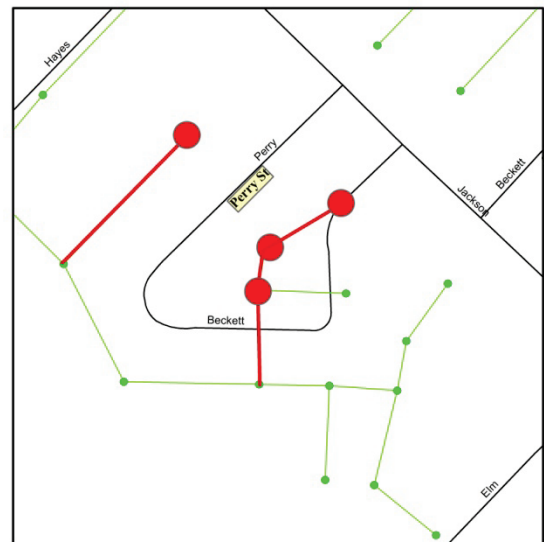
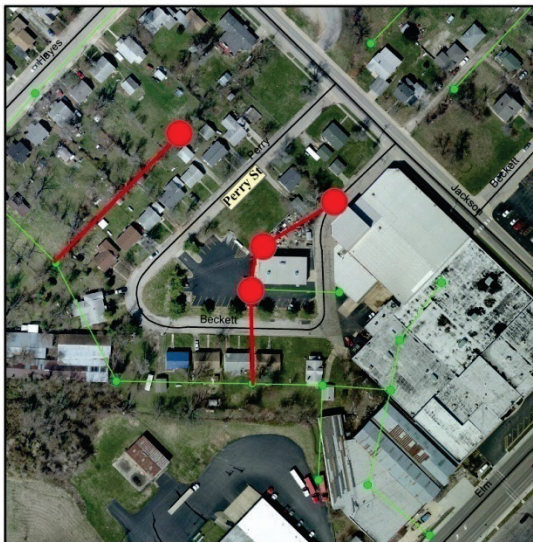
Improvement Type: Land and Land Improvements

Division: 85-Wastewater

Description: Dig up and replace 4 manholes and 1,000 linear feet of 6 inch diameter Clay Tile pipe with 8 inch diameter PVC.

Justification: Existing sewer mains that have countless defects identified during routine collection system inspections considered failed infrastructure. These lines allow inflow and infiltration into the collection system during rain events contributing to wet-weather peak flows and sanitary sewer overflows.

Funding Source	2018	2019	2020	2021	2022	Totals
Sewer Rates				\$40,000		\$40,000
Project Total						\$40,000



Environmental Services Division

IDEX

Project Number: 85-ENV-005-21 (was 85-WWT-001-21)

Improvement Type: Machinery and Equipment

Division: 85-Wastewater

Description: Replacement of EPA compliant E. coli testing equipment.

Justification: This will replace the existing testing equipment that is used in weekly DNR compliance testing. The existing equipment will have reached the end of its useful service life.

Funding Source	2018	2019	2020	2021	2022	Totals
Sewer Rates				\$5,000		\$5,000
Project Total						\$5,000



Mechanical Convection Oven

Project Number: 85-ENV-006-21 (was 85-WWT-002-21)


Improvement Type: Machinery and Equipment

Division: 85-Wastewater

Description: Replacement of EPA compliant mechanical convection oven.

Justification: This will replace the existing mechanical convection oven that is used in daily DNR compliance testing. The existing equipment will have reached the end of its useful service life.

Funding Source	2018	2019	2020	2021	2022	Totals
Sewer Rates				\$4,000		\$4,000
Project Total						\$4,000



Analytical Balance

Project Number: 85-ENV-007-21 (was 85-WWT-003-21)

Improvement Type: Machinery and Equipment

Division: 85-Wastewater

Description: Replacement of EPA compliant analytical balance.

Justification: This will replace the existing analytical balance that is used in daily DNR compliance testing. The existing equipment will have reached the end of its useful service life.

Funding Source	2018	2019	2020	2021	2022	Totals
Sewer Rates				\$3,500		\$3,500
Project Total						\$3,500



Sewer Main: Hayes Street

Project Number: 85-ENV-001-22

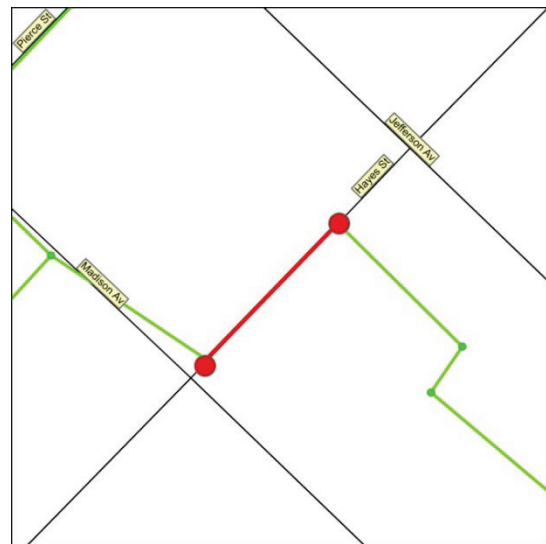
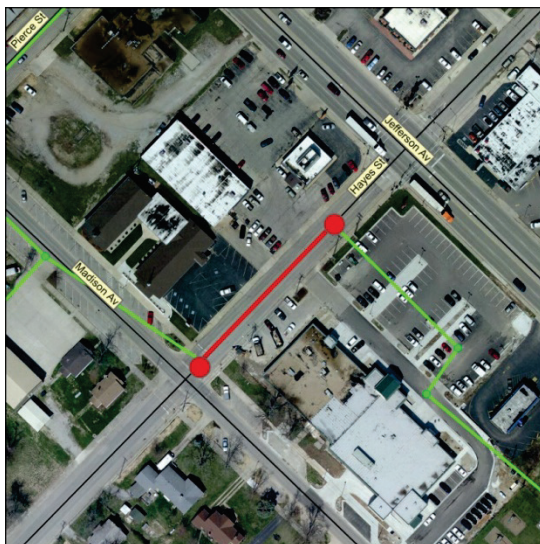
Improvement Type: Land and Land Improvements

Division: 85-Wastewater

Description: Dig up and replace 2 manholes and 250 linear feet of 8 inch diameter Clay Tile pipe with 8 inch diameter PVC. This will be in conjunction with planned street rehabilitation.

Justification: Existing sewer mains that have countless defects identified during routine collection system inspections considered failed infrastructure. These lines allow inflow and infiltration into the collection system during rain events contributing to wet-weather peak flows and sanitary sewer overflows.

Funding Source	2018	2019	2020	2021	2022	Totals
Sewer Rates					\$16,000	\$16,000
Project Total						\$16,000



Sewer Main: Stave Mill Easement

Project Number: 85-ENV-002-22

Improvement Type: Land and Land Improvements

Division: 85-Wastewater

Description: Dig up and replace 4 manholes and 805 linear feet of 8 inch diameter Clay Tile pipe and 400 linear feet of 10 inch diameter clay with 8 inch and 10 inch diameter PVC.

Justification: Existing sewer mains that have countless defects identified during routine collection system inspections considered failed infrastructure. These lines allow inflow and infiltration into the collection system during rain events contributing to wet-weather peak flows and sanitary sewer overflows.

Funding Source	2018	2019	2020	2021	2022	Totals
Sewer Rates					\$25,000	\$25,000
Project Total						\$25,000



Tower Modification

Project Number: 87-ENV-006-15

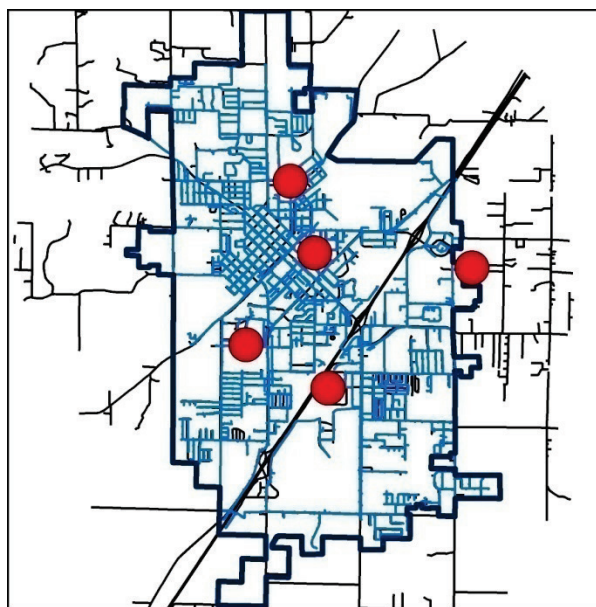
Improvement Type: Building and Building Improvements

Division: 87-Water

Description: Modify piping from wells and water towers to achieve recommended chlorine contact time at 301 Lawson Avenue, 643 Ohio Avenue, 539 Mayfield Street, Spiller and Washington Avenue, and Glencastle Lane.

Justification: Modifying the piping at the water towers will achieve greater chlorine contact time. This is a recommendation from Missouri Department of Natural Resources during the latest sanitary inspection.

Funding Source	2018	2019	2020	2021	2022	Totals
Water Rates	\$50,000					\$50,000
Project Total						\$50,000



Environmental Services Division

Dump Truck

Project Number: 87-ENV-007-15

Improvement Type: Machinery and Equipment

Division: 87-Water

Description: Purchase of new tandem axle dump truck to replace a 2002 model unit.

Justification: Tandem axle dump trucks are used to haul dirt, haul aggregate, plow snow, and to spread de-icing materials. Tandem axle dump trucks being replaced are approaching the end of expected life.

Funding Source	2018	2019	2020	2021	2022	Totals
Water Rates					\$150,000	\$150,000
Project Total						\$150,000



Environmental Services Division

Backhoe

Project Number: 87-ENV-006-16

Improvement Type: Machinery and Equipment

Division: 87-Water

Description: Purchase of a new backhoe to replace a 2006 model unit.

Justification: A backhoe is used to excavate ditches, haul and load material, and remove snow. The backhoe being replaced is approaching the end of expected life. Staff anticipates trading in the unit being replaced to help defray purchase cost of the new unit.

Funding Source	2018	2019	2020	2021	2022	Totals
Water Rates		\$85,000				\$85,000
Trade-In of Existing Equipment		\$15,000				\$15,000
Project Total						\$100,000



Park Manor Water Line Replacement

Project Number: 87-ENV-002-17

Improvement Type: Land and Land Improvements

Department: 87-Water

Description: Replace approximately 1,800 linear feet of 4 inch Cast Iron water line and 41 services with a 6 inch pvc water line

Justification: The existing 4 inch Cast Iron line has a history of leaks.

Funding Source	2087	2019	2020	2021	2022	Totals
Water Fund 87	\$90,000					\$90,000
Project Total						\$90,000



Spiller Tower Renovation

Project Number: 87-ENV-003-17

Improvement Type: Building and Building Improvements

Department: 87-Water

Description: Renovation consisting of sandblasting the exterior and repainting interior and exterior. Perform minor repairs to the vents and hatches as needed.

Justification: Renovation is required because the interior and exterior coating system has exceeded its life cycle. Failure of the coating system will lead to contamination and deterioration of the tank compromising the integrity of the structure.

Funding Source	2018	2019	2020	2021	2022	Totals
Water Rates	\$350,000					\$350,000
Project Total						\$350,000



Skid Steer

Project Number: 87-ENV-004-17

Improvement Type: Machinery and Equipment

Department: 87-Water

Description: Skid Steer for the use in the restoration of landscape and also to aid in the installation of water and wastewater utilities.

Justification: This will improve efficiencies in restoring landscaping after construction activities. This will also allow the Department to access areas where a backhoe cannot access.

Funding Source	2017	2018	2019	2020	2021	Totals
Water Fund 87	\$75,000					\$75,000
Project Total						\$75,000



Nathaniel and Steele Water Tie Line

Project Number: 87-ENV-001-18

Improvement Type: Land and Land Improvements

Division: 87-Water

Description: Install approximately 1,000 linear feet of 12 inch and 800 linear feet of 8 inch water line and 4 hydrants.

Justification: This will eliminate two dead end water lines and tie them together, creating a loop feed improving the water distribution system in this area of the distribution system.

Funding Source	2018	2019	2020	2021	2022	Totals
Water Rates	\$50,000					\$50,000
Project Total						\$50,000



New Well and Tower

Project Number: 87-ENV-002-18

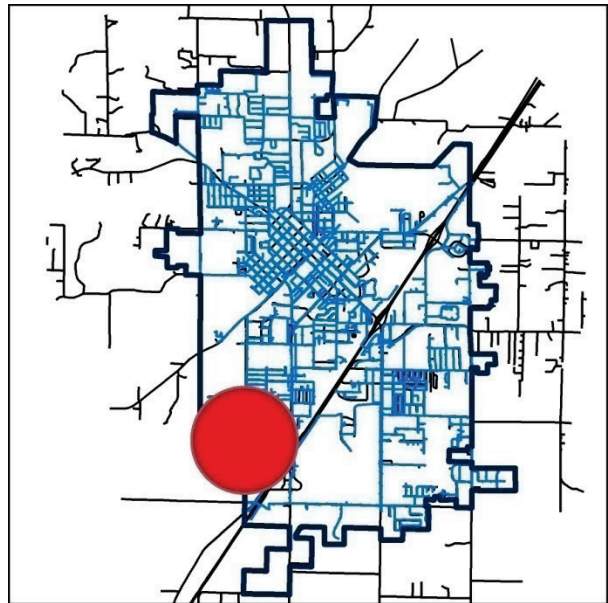
Improvement Type: Building and Building Improvements

Division: 87-Water

Description: Drill new well and construct a water tower to service the Southwest parts of town.

Justification: The current source capacity has a 2,102 gallon per minute shortfall when observing 8 hours on and 16 hours off to allow recharge of the groundwater table per the Missouri Department of Natural Resources Southwest Office policy. In addition this will continue to provide quality water and fire protection for new growth.

Funding Source	2018	2019	2020	2021	2022	Totals
Bond Proceeds			\$3,000,000			\$3,000,000
Project Total						\$3,000,000



Environmental Services Division

Pickup Trucks

Project Number: 87-ENV-003-18

Improvement Type: Machinery and Equipment

Division: 87-Water

Description: Purchase of three new three-quarter ton 4 x 4 pickups to replace 1997, 2005 and 2006 model units.

Justification: : Three quarter ton pickups are used to transport personnel, tools, and equipment to jobsites. Pickups being replaced are approaching the end of service life and in line with the City Capitalization policy.

Funding Source	2018	2019	2020	2021	2022	Totals
Water Rates	\$28,000		\$28,000		\$30,000	\$86,000
Project Total						\$86,000



Environmental Services Division

Service Truck

Project Number: 87-ENV-004-18

Improvement Type: Machinery and Equipment

Division: 87-Water

Description: Purchase of a one ton 4 x 4 pickup to replace 2006 model unit.

Justification: One ton pickups are used to transport personnel, tools, and equipment to jobsites. Pickups being replaced are approaching the end of service life and in line with the City Capitalization policy.

Funding Source	2018	2019	2020	2021	2022	Totals
Water Rates	\$75,000					\$75,000
Project Total						\$75,000



Replace Existing Water Computer Systems

Project Number: 87-ENV-005-18

Improvement Type: Furniture and Office Equipment

Division: 87-Water

Description: Replacement of desktops, laptops, or tablets with Win 7 32-bit to Win 10.

Justification: Current systems are at their end of life and were purchased in 2014 and 2015. Some were received from Jefferson City state program and were already a few years old. We would like to implement tablets in the field as well to become more mobile and digital. The new systems would be capable of handling current suites and or applications. The tablets will ensure field operations are streamlined into daily business functions and enhance efficiency. The IT Department has worked with a variety of tablets and field tested many. Training has been provided and users understand the VPN capabilities.

Funding Source	2018	2019	2020	2021	2022	Totals
Water Rates	\$5,000	\$5,000	\$5,000	\$5,000		\$20,000
Project Total						\$20,000



Water Line: Ostrich Lane

Project Number: 87-ENV-001-19

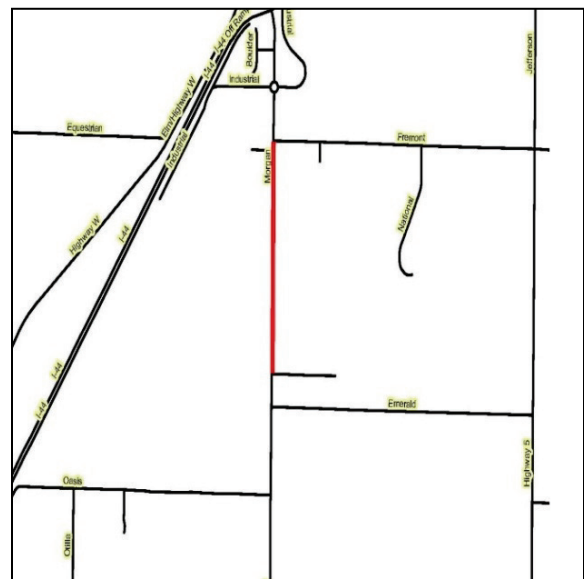
Improvement Type: Land and Land Improvements

Division: 87-Water

Description: Extend 12 inch water line 3,600 linear feet south on Ostrich Lane.

Justification: The existing water line was acquired from the Laclede Public Water Supply District #3 and currently does not provide adequate fire flows. Installation of this water line will provide fire flows and more reliable water supply to customers on Ostrich Lane and Ostrich Drive.

Funding Source	2018	2019	2020	2021	2022	Totals
Water Rates		\$100,000				\$100,000
Project Total						\$100,000



Water Main: West Bland Water

Project Number: 87-ENV-002-19

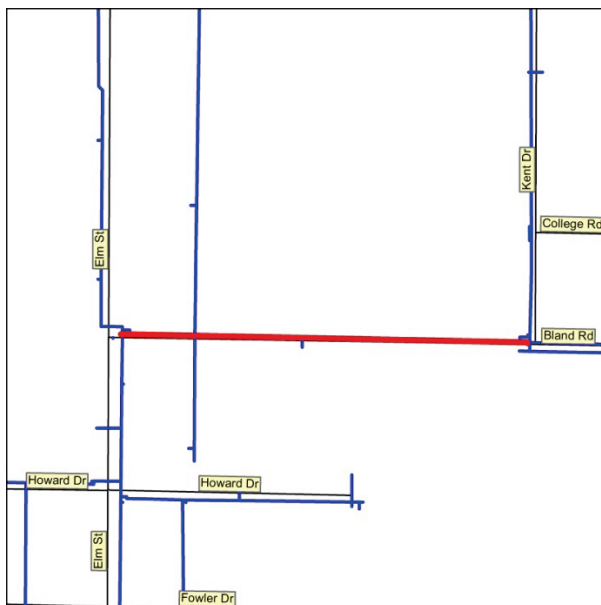
Improvement Type: Land and Land Improvements

Division: 87-Water

Description: Replace 1,250 linear feet of 6 inch cast iron with 12 inch PVC along West Bland between Kent Drive and Elm Street.

Justification: Installing the 12 inch main line will improve the fire flows to this area of the distribution system. This is being done in conjunction with the street improvements.

Funding Source	2018	2019	2020	2021	2022	Totals
Water Rates		\$42,000				\$42,000
Project Total						\$42,000



Water Main: Ohio and Utah

Project Number: 87-ENV-001-20

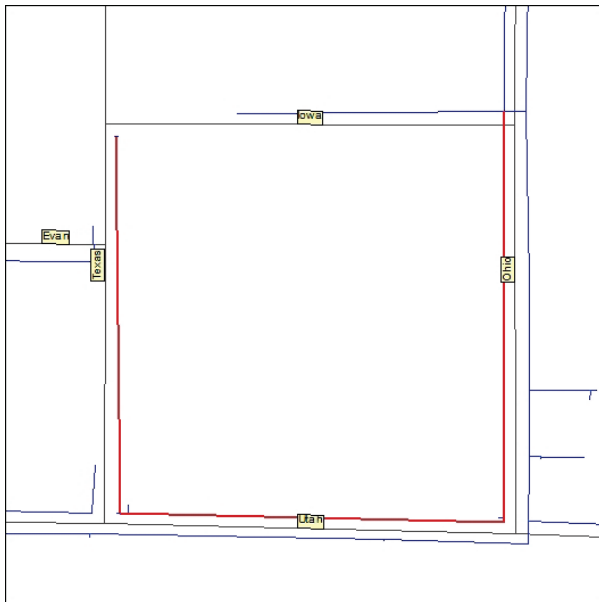
Improvement Type: Land and Land Improvements

Division: 87-Water

Description: Move 8 services to the 10 inch PVC main and 2 services to the 12 inch PVC main line.

Justification: This will allow the removal of approximately 1,350 linear feet of 4 inch cast iron lines that have a history of leaks.

Funding Source	2018	2019	2020	2021	2022	Totals
Water Rates			\$7,500			\$7,500
Project Total						\$7,500



Environmental Services Division

Water Main: Iowa

Project Number: 87-ENV-002-20

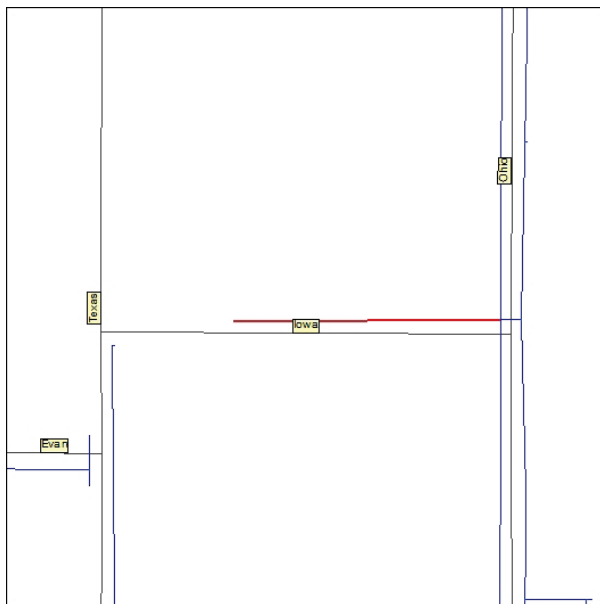
Improvement Type: Land and Land Improvements

Division: 87-Water

Description: Replace 500 linear feet of 4 inch cast iron main line with 6 inch PVC.

Justification: The existing cast iron lines have a history of leaks. Installing the 6 inch main line will improve the fire flows to this area of the distribution system.

Funding Source	2018	2019	2020	2021	2022	Totals
Water Rates			\$8,000			\$8,000
Project Total						\$8,000



Water Main: Crisp

Project Number: 87-ENV-003-20


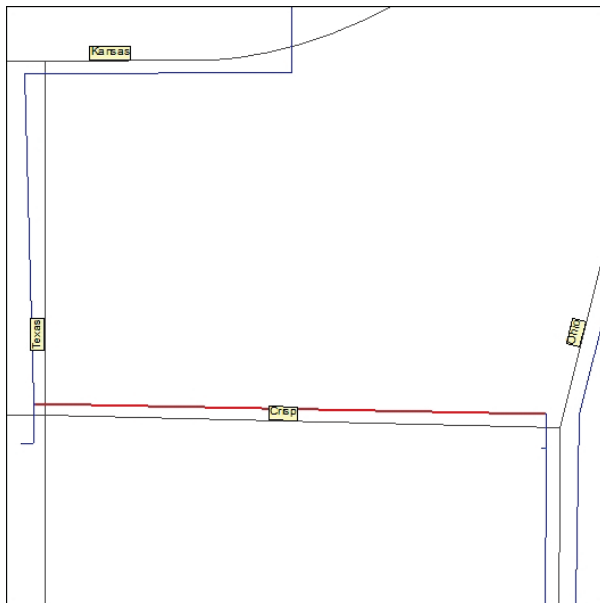
Improvement Type: Land and Land Improvements

Division: 87-Water

Description: Replace 500 linear feet of 4 inch cast iron main line with 6 inch PVC.

Justification: The existing cast iron lines have a history of leaks. Installing the 6 inch main line will improve the fire flows to this area of the distribution system.

Funding Source	2018	2019	2020	2021	2022	Totals
Water Rates			\$13,000			\$13,000
Project Total						\$13,000



Environmental Services Division

Water Main: Texas

Project Number: 87-ENV-004-20

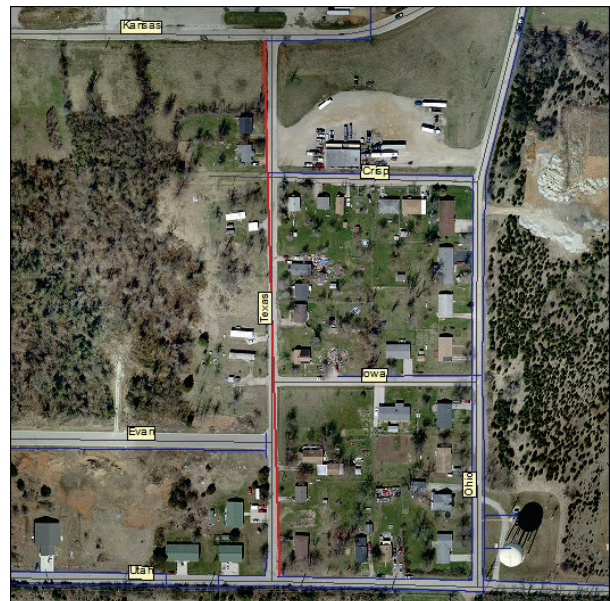
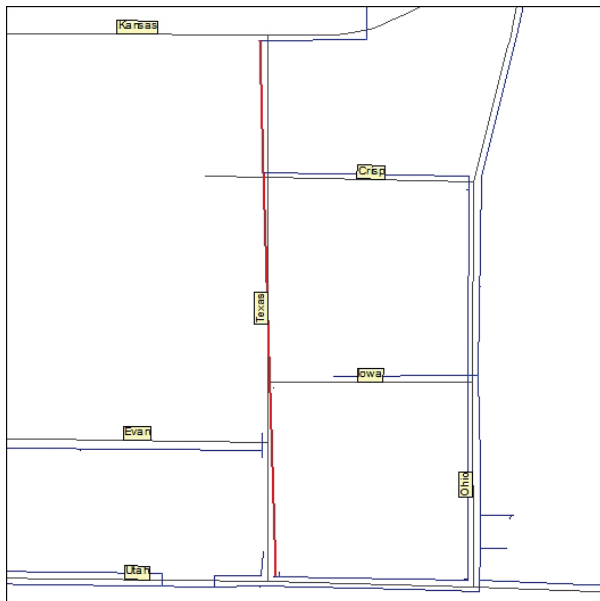
Improvement Type: Land and Land Improvements

Division: 87-Water

Description: Replace 1,000 linear feet of 4 inch cast iron main line with 1,550 linear feet of 6 inch PVC.

Justification: The existing cast iron lines have a history of leaks. Installing the 6 inch main line will improve the fire flows to this area of the distribution system.

Funding Source	2018	2019	2020	2021	2022	Totals
Water Rates			\$30,000			\$30,000
Project Total						\$30,000



Water Main: Kansas

Project Number: 87-ENV-005-20

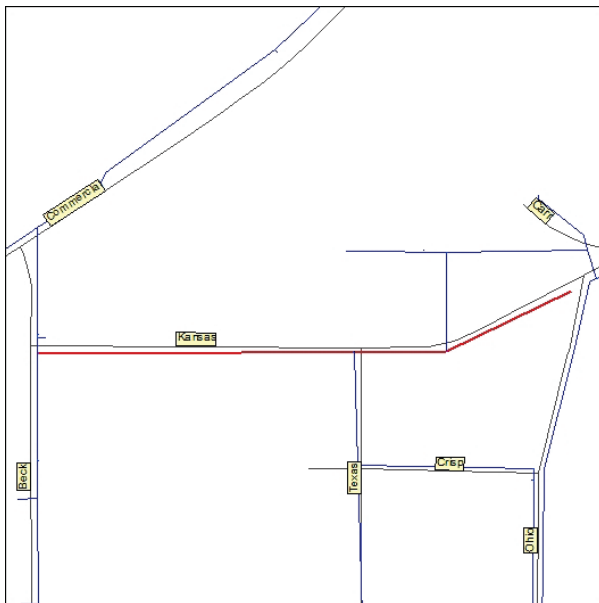
Improvement Type: Land and Land Improvements

Division: 87-Water

Description: Install 1,500 linear feet of 12 inch PVC main line.

Justification: Installing the 12 inch main line will improve the fire flows to this area of the distribution system.

Funding Source	2018	2020	2020	2021	2022	Totals
Water Rates		\$35,000				\$35,000
Project Total						\$35,000



Glencastle Tower

Project Number: 87-ENV-006-20

Improvement Type: Building and Building Improvements

Division: 87-Water

Description: Renovation consisting of sandblasting the exterior and repainting interior and exterior. Perform minor repairs to the vents and hatches as needed.

Justification: Renovation is required because the interior and exterior coating system has exceeded its life cycle. Failure of the coating system will lead to contamination and deterioration of the tank compromising the integrity of the structure.

Funding Source	2018	2019	2020	2021	2022	Totals
Water Rates			\$450,000			\$450,000
Project Total						\$450,000



Portable Trash Pump

Project Number: 87-ENV-007-20

Improvement Type: Machinery and Equipment

Division: 87-Water

Description: Replacement of a 3 inch portable trash pump.

Justification: This will replace older pumps that are used in the operation and maintenance of the distribution system and have reached the end of their useful lives.

Funding Source	2018	2019	2020	2021	2022	Totals
Water Rates			\$3,000			\$3,000
Project Total						\$3,000



Water Tie Line: Twin Oaks & Tower

Project Number: 87-ENV-001-21

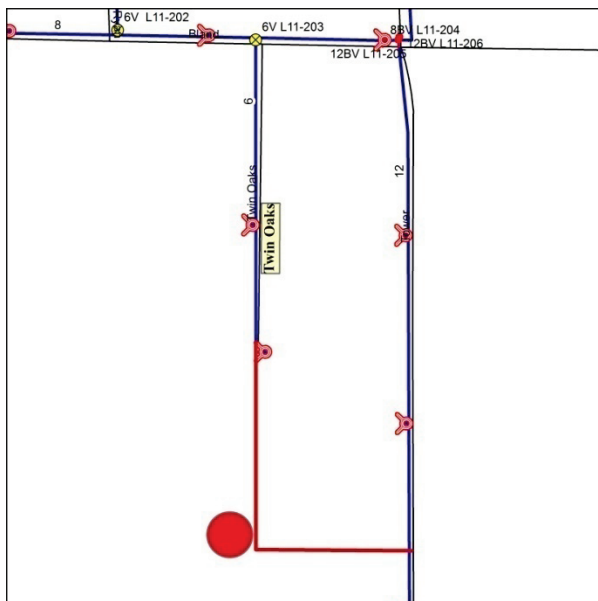
Improvement Type: Land and Land Improvements

Division: 87-Water

Description: Install approximately 650 linear feet of 6 inch and 350 linear feet of 8 inch water line and 1 fire hydrant.

Justification: This will eliminate a dead end water line, creating a loop feed improving the water distribution system in this area of the distribution system.

Funding Source	2018	2019	2020	2021	2022	Totals
Water Rates				\$15,000		\$15,000
Project Total						\$15,000



Water Main: Mizer

Project Number: 87-ENV-002-21

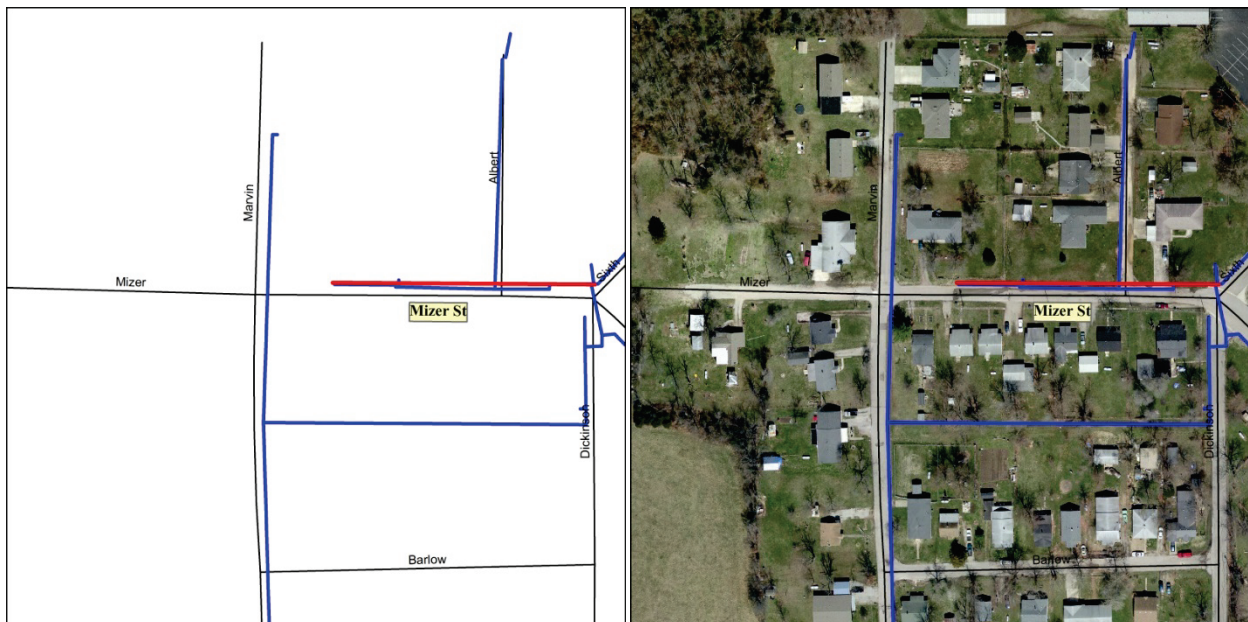
Improvement Type: Land and Land Improvements

Division: 87-Water

Description: Replace 600 linear feet of 4 inch cast iron main line with 6 inch PVC.

Justification: The existing cast iron lines have a history of leaks. Installing the 6 inch main line will improve the fire flows to this area of the distribution system.

Funding Source	2018	2019	2020	2021	2022	Totals
Water Rates				\$15,000		\$15,000
Project Total						\$15,000



Environmental Services Division

Water Main: Barlow

Project Number: 87-ENV-003-21

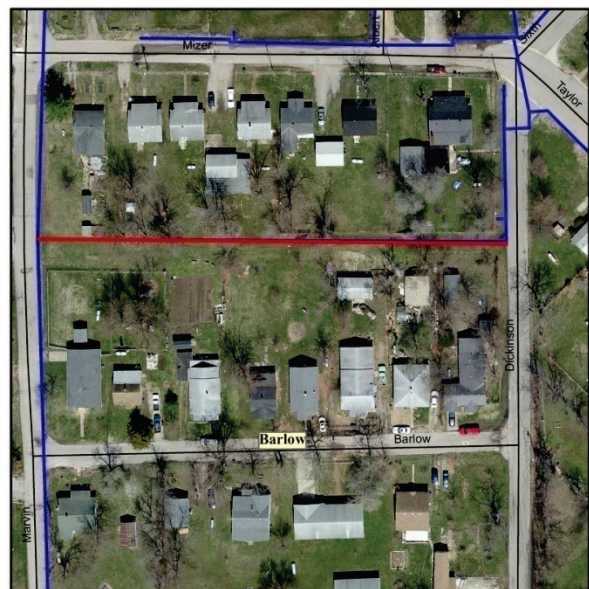
Improvement Type: Land and Land Improvements

Division: 87-Water

Description: Replace 450 linear feet of 4 inch cast iron main line with 6 inch PVC.

Justification: The existing cast iron lines have a history of leaks. Installing the 6 inch main line will improve the fire flows to this area of the distribution system.

Funding Source	2018	2019	2020	2021	2022	Totals
Water Rates				\$16,000		\$16,000
Project Total						\$16,000



Water Main: Marvin

Project Number: 87-ENV-004-21

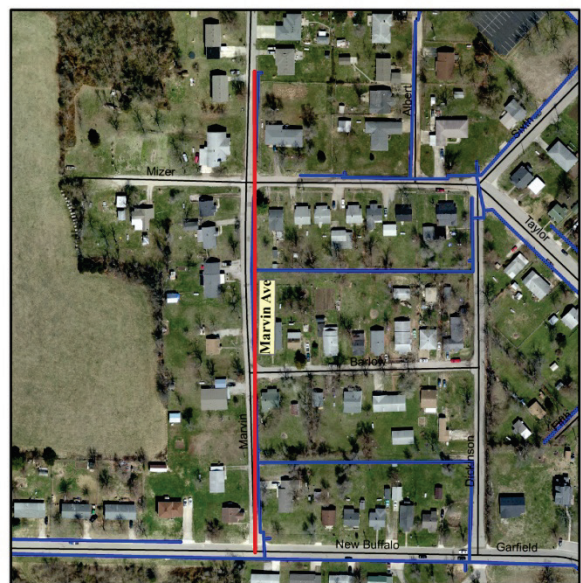
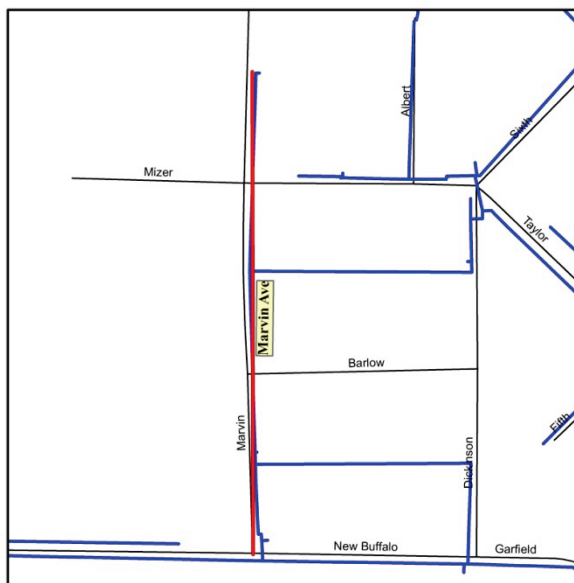
Improvement Type: Land and Land Improvements

Division: 87-Water

Description: Replace 1,000 linear feet of 4 inch cast iron main line with 6 inch PVC.

Justification: The existing cast iron lines have a history of leaks. Installing the 6 inch main line will improve the fire flows to this area of the distribution system.

Funding Source	2018	2019	2020	2021	2022	Totals
Water Rates				\$30,000		\$30,000
Project Total						\$30,000



Water Main: Albert

Project Number: 87-ENV-005-21

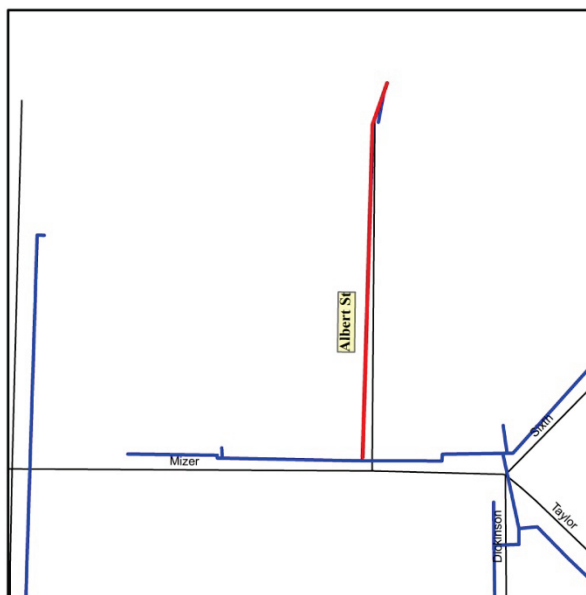
Improvement Type: Land and Land Improvements

Division: 87-Water

Description: Replace 350 linear feet of 4 inch cast iron main line with 6 inch PVC.

Justification: The existing cast iron lines have a history of leaks. Installing the 6 inch main line will improve the fire flows to this area of the distribution system.

Funding Source	2018	2019	2020	2021	2022	Totals
Water Rates				\$12,000		\$12,000
Project Total						\$12,000



Water Main: Dickinson

Project Number: 87-ENV-006-21

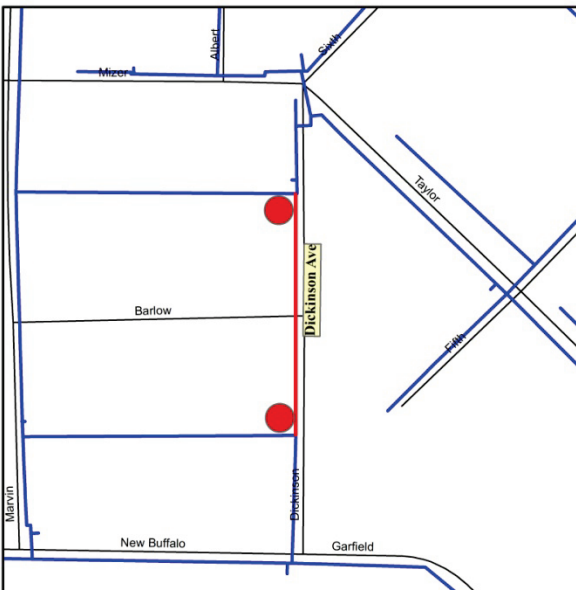
Improvement Type: Land and Land Improvements

Division: 87-Water

Description: Install approximately 500 linear feet of 6 inch water line and 2 fire hydrants.

Justification: This will create a loop feed improving the water distribution system in this area of the distribution system.

Funding Source	2018	2019	2020	2021	2022	Totals
Water Rates				\$12,000		\$12,000
Project Total						\$12,000



Environmental Services Division

Water Services: New Buffalo Road

Project Number: 87-ENV-007-21

Improvement Type: Land and Land Improvements

Division: 87-Water

Description: Move 6 customers from the 4 inch cast iron water line to the 12 inch PVC water line along New Buffalo Road between Marvin and Dickinson Avenue.

Justification: This will eliminate approximately 450' of aged 4 inch cast iron water main line, improving the water distribution system in this area of the distribution system.

Funding Source	2018	2019	2020	2021	2022	Totals
Water Rates				\$7,500		\$7,500
Project Total						\$7,500



Water Main: Owens

Project Number: 87-ENV-001-22

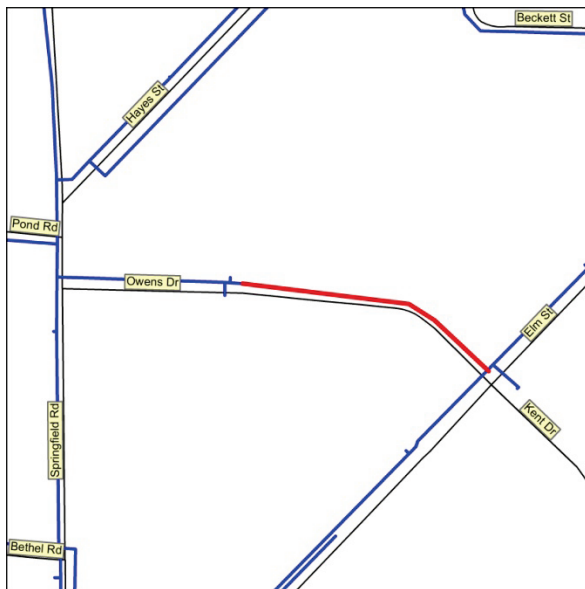
Improvement Type: Land and Land Improvements

Division: 87-Water

Description: Install 650 linear feet of 6 inch PVC water line along Owens Drive between Springfield and Elm Street.

Justification This will create a loop feed improving the water distribution system in this area of the distribution system. This is being done in conjunction with the street improvements.

Funding Source	2018	2019	2020	2021	2022	Totals
Water Rates					\$20,000	\$20,000
Project Total						\$20,000



Water Tie Line: New Buffalo Road to Public Works

Project Number: 87-ENV-002-22

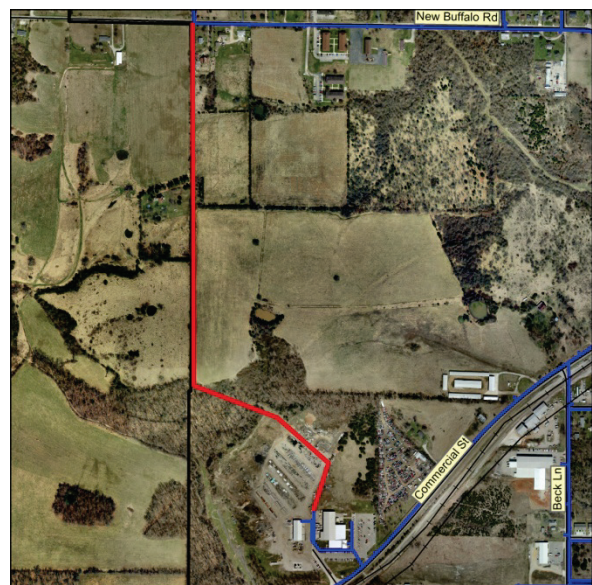
Improvement Type: Land and Land Improvements

Division: 87-Water

Description: Install 4,200 linear feet of 12 inch PVC water line.

Justification This will create a loop feed improving the water distribution system in this area of the distribution system.

Funding Source	2018	2019	2020	2021	2022	Totals
Water Rates					\$120,000	\$120,000
Project Total						\$120,000



Overview

The Finance Department ensures the accurate accounting, disbursement, and safeguarding of City funds by maintaining accounting and fixed asset records and issuing reports in conformance with generally accepted accounting principles. Services provided to the City's operating departments/divisions include procurement, financial reporting, debt management, investment management, payroll, accounts payable, capital asset control, budget management, inventory supply control, and accounts receivable. Finance also oversees the auditing of the City.

Funding

Capital improvement projects for the Finance Department are funded primarily using revenues in the General Fund.

Projects

Capital projects for the Finance Department are based on a combination of staff identified needs, requests from City Council, and customer needs.

Project Funding Sources



Fixed Asset Management Software

Project Number: 01-FIN-001-18

Improvement Type: Machinery and Equipment

Division: 01-Finance Department

Description: Fixed Asset Management Software tracks detailed information for fixed assets throughout the life cycle. Acquisition and disposition details, insurance information, maintenance related details such as asset condition, warranty, repairs, and maintenance contracts for each asset for multiple funds, departments, and locations, and improvements or additions to existing assets are some of the details this will track. The software will have the ability to manage the asset through the use of a defined tag number, track multiple user-defined classes, establish relationships between individual asset records through the use of asset types, provide users multiple options for selecting assets for depreciation calculation, and record the transfer of assets. Ease of use and compatibility with our current accounting system will allow automation of the asset disposal process, to include the calculation of gain/loss on the asset sale and creates all the necessary transactions to properly record the asset disposal and transfers of assets.

Justification: Spreadsheets and Databases can certainly perform complex calculations; however, they are not the best solution for asset management. A better approach is to select software that is specifically built for this complicated accounting function that will allow us complete financial integration with automated tracking, management, accounting, and reporting of assets, reduce duplicate data entry, and reduce errors. This will further reduce the amount of man hours spent managing this complex data.

Funding Source	2018	2019	2020	2021	2022	Totals
General Fund	\$4,000					\$4,000
Project Total						\$4,000



Replace Existing Computer Systems

Project Number: 01-FIN-001-19

Improvement Type: Furniture and Office Equipment

Division: 01-Finance Department

Description: Replacement of desktops or laptops with Win 7, 32 bit OS with current OS provided by Microsoft.

Justification: Current systems will have reached their end of life and operate on Win 7. Applications and suites will modify the way Finance is driven. Higher computing capacity will be required to process data efficiently. As Incode, CMMS, and other databases are used more and more, the system must keep up. Current systems were purchased or upgraded in 2014. The IT Department has recommended 2019 as the year to purchase new systems. The new systems will have Win 10 or greater with faster processing speeds and larger HD for storage.

Funding Source	2018	2019	2020	2021	2022	Totals
General Fund		\$5,000				\$5,000
Project Total						\$5,000



Overview

The City of Lebanon Fire Department is committed to providing the highest level of public safety to the community, visitors, and neighbors. The department protects lives and property through fire suppression, emergency medical care, technical rescue, hazardous material mitigation, disaster management, fire prevention and public education. Capital projects for the Fire Department provide vital equipment and facilities to support the mission of this department.

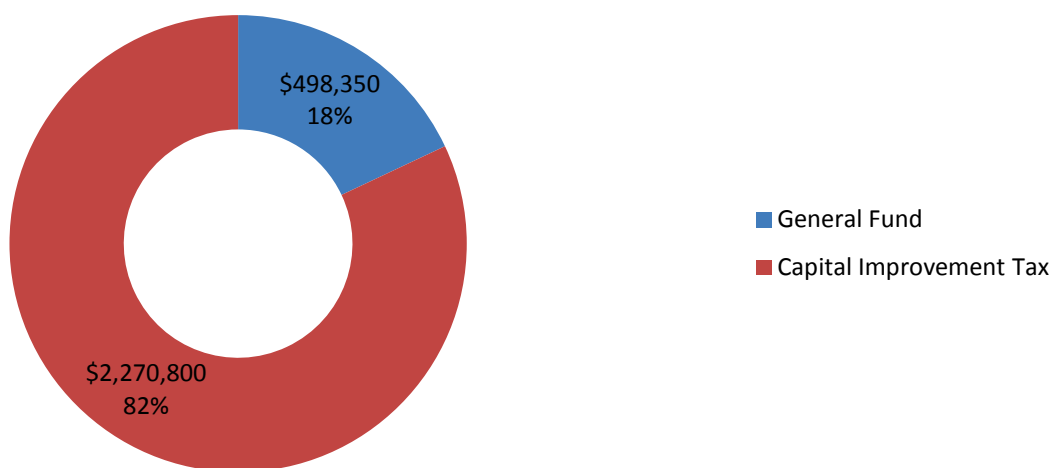
Funding

Capital improvement projects for the Fire Department are funded using revenues from the Capital Improvement tax or General Fund.

Projects

Capital projects for the Fire Department are based on a combination of staff identified needs, requests from City Council, and citizen needs.

Project Funding Sources



Replacement of Cardiac Monitors

Project Number: 01-FDE-002-16

Improvement Type: Machinery and Equipment

Division: 01-Fire Department

Description: Replacement of outdated cardiac monitors/AED.

Justification: The department currently utilizes Physio Control LifePak 12 cardiac monitor/AED combination machine. This platform is several years old and has reached its end of service life. Physio Control is no longer supporting the current platform with parts. Physio Control has released the LifePak 15 as the new field monitor. The LP 15 has been improved for field service. It is a more durable device and offers a variety of options for patient care. Mercy EMS utilizes this platform as well. The use of equipment which is compatible with our ambulance service allows for fluid patient care. This replacement plan replaces all our cardiac monitors over the next five years. Beginning in FY16 and completing the program in FY20, we hope to purchase one monitor each year. FY18 will require the purchase of a battery support system as well for Station 2.

Funding Source	2018	2019	2020	2021	2022	Totals
General Fund	\$21,000	\$19,000	\$19,000			\$59,000
Project Total						\$59,000



Hazardous Materials Identification

Project Number: 01-FDE-005-16

Improvement Type: Machinery and Equipment

Division: 01-Fire Department

Description: Purchase of equipment used to identify unknown and potentially hazardous substances.

Justification: It is not uncommon for fire department personnel to respond to a chemical release. Many times personnel arrive on scene and are not able to identify the chemical. Handling of unknown substances can be dangerous to fire personnel and the community as well. Without knowing the products involved in a release fire personnel could conduct mitigation procedures which could cause an adverse reaction resulting in injuries to personnel both fire department and civilians. This equipment greatly enhances the departments' ability to identify these substances.

Funding Source	2018	2019	2020	2021	2022	Totals
General Fund					\$25,000	\$25,000
Project Total						\$25,000



Storage Addition

Project Number: 01-FDE-006-16

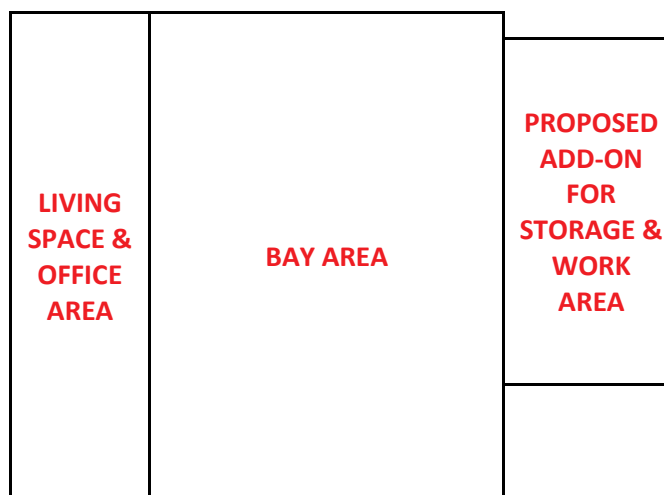

Improvement Type: Building and Building Improvements

Division: 01-Fire Department

Description: Construction of additional storage space at Fire Station 2.

Justification: The existing fire stations were built in 1973. At that time the fire department was a volunteer organization. Apparatus were smaller and the mission of the fire service was drastically different. Neither station was built for full-time staff. In 2002 both stations received significant remodels and station 1 was added onto. Since then the fire department has expanded again and out grown station 2. The current building simply was not designed to house the size of apparatus and staff currently utilizing the building. Storage of everyday items such as paper, janitorial supplies, portable equipment, and tools is a challenge. Currently personnel must utilize a spare bedroom as storage. In addition the bay area is cluttered with hose reels, pressure washer, and bunker gear making access around the apparatus difficult. An addition to the station would improve storage options and improve the useful life of the station.

Funding Source	2018	2019	2020	2021	2022	Totals
General Fund	\$15,000					\$15,000
Project Total						\$15,000



Replace HVAC Units at Fire Stations 1 and 2

Project Number: 01-FDE-007-16

Improvement Type: Building and Building Improvements

Division: 01-Fire Department

Description: Replace aging HVAC units at Fire Station 1 and 2.

Justification: The heating and cooling systems at each station will be 15 years old in 2017. At this age the units are nearing their life expectancy. Due to its size and design station 1 has a total of two HVAC units. Station 2 is serviced by a single unit. The HVAC units have already begun to show their age. The compressor on the smaller unit at Station 1 has already been replaced once. In addition each unit has had minor repairs over the past few years. This project as presented includes the projected cost to replace heating and cooling units with natural gas units throughout the stations. New units will improve efficiency and cost less to operate.

Funding Source	2018	2019	2020	2021	2022	Totals
General Fund	\$30,000					\$30,000
Project Total						\$30,000



Refresh Interior of Stations

Project Number: 01-FDE-008-16


Improvement Type: Building and Building Improvements

Division: 01-Fire Department

Description: Paint all interior surfaces at both fire stations.

Justification: Each of the fire stations was remodeled in 2002. This included new drywall, texture, and paint along with insulation and drop ceilings. In 2010 the interior walls were repainted by fire department personnel. Fresh paint along with any minor wall repairs will enhance the environment fire department personnel must live in for a third of their lives. Continued maintenance will increase the useful life of the structures. The figures below include materials and labor by Facilities Maintenance staff.

Funding Source	2018	2019	2020	2021	2022	Totals
General Fund	\$12,000					\$12,000
Project Total						\$12,000



Traffic Control Signal Light Station 2

Project Number: 01-FDE-013-16

Improvement Type: Machinery and Equipment

Division: 01-Fire Department

Description: Flashing traffic control signal.

Justification: Civilian traffic on South Highway 5 in front of Fire Station 2 frequently does not stop when a fire apparatus pulls out of the station responding to calls. Often apparatus are forced to set on the apron with lights and sirens on and allow a number of vehicles to pass before they can leave the station. A traffic control device such as flashing warning lights some distance from the station could reduce the frequency of this problem. A manually activated switch would turn on the flashing lights and warn traffic of the fire apparatus exiting the station.

Funding Source	2018	2019	2020	2021	2022	Totals
General Fund					\$30,000	\$30,000
Project Total						\$30,000



Fire Safety Trailer

Project Number: 01-FDE-004-18

Improvement Type: Machinery and Equipment

Division: 01-Fire Department

Description: Public life safety fire and weather alert training trailer.

Justification: The fire safety house is a tool utilized to teach adults and children fire safety in the home. The trailers have working smoke alarms, heated doors, and fake smoke all of which make the experience life like. In addition the trailers also have a weather alert module which helps teach children to seek shelter. Additional possibilities include a live fire extinguisher training platform, dialing 911, and climbing out windows on quick deploy ladders. This item could be utilized by all area fire departments, schools, and organizations such as Boy and Girl Scouts.

Funding Source	2018	2019	2020	2021	2022	Totals
General Fund				\$60,000		\$60,000
Project Total						\$60,000



Radio Communication Improvements

Project Number: 01-FDE-003-17

Improvement Type: Machinery and Equipment

Division: 01-Fire Department

Description: Purchase of hardware and software to improve radio communications. This includes mobile and portable radios and if necessary dispatch consoles.

Justification: Communication is vital to effective and timely mitigation of emergency incidents. This project entails a phased in approach to improve radio coverage including 911 Dispatch and field unit mobile and portable radio coverage. Currently the Department operates on a simplex VHF frequency. Due to its line of sight characteristics this system is limited in its coverage area and ability to penetrate structures. Migration to the statewide radio system MOSWIN will greatly enhance communications. MOSWIN should provide coverage over a large majority of the city and county. The MOSWIN system was designed for statewide interoperable mobile coverage for emergency services. However local agencies may utilize the system at no cost. While not specifically designed for portable coverage, the MOSWIN system does improve portable radio coverage as well. Phase 1 included the purchase of portable and mobile radios and was the largest expense estimated at \$68,000. Phase 2 is the assessment of mobile repeaters. Should the department determine this equipment is necessary they would be purchased in FY18.

Funding Source	2018	2019	2020	2021	2022	Totals
General Fund	\$70,000	\$20,000				\$90,000
Project Total						\$90,000



Improvements to Fire Station 1 Roof

Project Number: 01-FDE-005-17

Improvement Type: Building and Building Improvements

Division: 01-Fire Department

Description: Replacement or improvement of station roof.

Justification: The roof at Station 1 has three different sections. Two of them are TPO membrane type roof coverings and the third is a metal roof. The two TPO roof surfaces over the living and office space are flat and nearing 20 years of age. Roof leaks are common in this area and multiple attempts to repair leaks have been completed. The metal roof over the bay area is also nearly 20 years old. This portion of the roof is overlapped metal sheets which are screwed into a frame with rubber washer, metal screws. Water damage is evident in large portions of the bay area. Metal roofs contract and move over time due to exposure to heat and cold. Phase 1 of this project repairs the roof over the bay area in FY18, the same year the insulation in the bay is recommended for replacement. During this phase a tar or membrane surface should be placed over the metal sheeting. Phase two in FY20 places a new membrane cover over the remaining portions of the roof. Maintenance of these roofs will extend the life of the structures.

Funding Source	2018	2019	2020	2021	2022	Totals
General Fund	\$10,000		\$30,000			\$40,000
Project Total						\$40,000



Equipment Bags

Project Number: 01-FDE-007-17

Improvement Type: Machinery and Equipment

Division: 01-Fire Department

Description: Replacement of a variety of equipment bags.

Justification: The Fire Department carries a variety of equipment in bags which allows for rapid deployment. Such equipment includes medical supplies, rescue tools, and rope. Many of our bags are becoming damaged through consistent use and are aging. In addition as our equipment caches change the existing bags no longer meet our needs.

Funding Source	2018	2019	2020	2021	2022	Totals
General Fund					\$4,000	\$4,000
Project Total						\$4,000



Insulation in Bay Area Station 1

Project Number: 01-FDE-003-18

Improvement Type: Building and Building Improvements

Division: 01-Fire Department

Description: Replace rolled insulation at Fire Station 1 in the bay area.

Justification: In 2002 when the bay area of Fire Station 1 was added-on it was constructed with a metal roof. Underneath the roof rolled insulation was added to assist with heating of the bay. Due to the design and construction of a metal roof, water has leaked onto the insulation causing damage to the insulation. The insulation has been repaired in the past. Currently there is evidence of further water damage. Replacing the insulation will improve the environment and maintain the insulating effect in the bay area.

Funding Source	2018	2019	2020	2021	2022	Totals
General Fund	\$10,000					\$10,000
Project Total						\$10,000



Install Security Cameras

Project Number: 01-FDE-004-18

Improvement Type: Building and Building Improvements

Division: 01-Fire Department

Description: Installation of security cameras at Fire Stations #1 and #2.

Justification: Over the past few years the department has been subject to theft and damage to personal property in the parking lot. Cash and personal belongings have been removed without permission. Department property has also been stolen or damaged with no clear explanation of how the damage was sustained. Security cameras would allow for the recording of these acts and possibly even deter them from occurring. The security cameras would also enhance the safety of personnel in the stations. While not always true, the presence of cameras may help to diminish acts of violence and theft against personnel. Cameras should be placed overlooking the parking lots, all entrances, and interior public spaces such as the hallways and apparatus bay area.

Funding Source	2018	2019	2020	2021	2022	Totals
General Fund	\$14,000					\$14,000
Project Total						\$14,000



Training Props

Project Number: 01-FDE-006-18


Improvement Type: Machinery and Equipment

Division: 01-Fire Department

Description: Purchase or construction of a variety of training props.

Justification: The Fire Department is tasked with response to a number of technical incidents. These incidents include anything from structural fire fighting to technical rescue. A rapid and efficient response is vital to a successful outcome. Firefighters are expected to utilize a wide variety of equipment, skills, and technical ability. Many technical incidents are low frequency events with high impact results. The time to learn how to use this equipment is not during an incident. Having a designated location along with props which demonstrate situations emergency personnel will face is critical to their job. Props can be built and utilized repeatedly thereby exposing personnel more often. With repeated exposure skills are improved along with firefighter confidence. Each year a variety of props can be built or purchased with these funds.

Funding Source	2018	2019	2020	2021	2022	Totals
General Fund	\$2,500	\$2,500	\$2,500	\$2,500	\$2,500	\$12,500
Project Total						\$12,500



Cook Stoves, Microwaves, and Refrigerators

Project Number: 01-FDE-002-19

Improvement Type: Furniture and Office Equipment

Division: 01-Fire Department

Description: Replacement of aging kitchen appliances.

Justification: The cook stoves, microwaves, and refrigerators are utilized daily at each fire station in some fashion. These items were new in 2002 and except for the refrigerator at Fire Station 1, have not been replaced since then. In 2019 these appliances will be generally 17 years old and at the end of their useful life. Replacing these items will ensure safe, clean, and energy efficient appliances are provided in each station.

Funding Source	2018	2019	2020	2021	2022	Totals
General Fund		\$3,500				\$3,500
Project Total						\$3,500



Bedding

Project Number: 01-FDE-003-19

Improvement Type: Furniture and Office Equipment

Division: 01-Fire Department

Description: Replacement of bedding utilized by 24-hour shift personnel.

Justification: Clean comfortable mattress and spring sets are paramount to healthy and happy personnel. Fire Department personnel spend 1/3 of their life at the fire station. Comfortable beds provide for a stable sleeping platform and improve relaxation for personnel. It is vital to replace mattress and spring sets to ensure sufficient back support while sleeping. This will help to reduce back injury. Personnel who are rested typically perform better and operate safer than those who do not.

Funding Source	2018	2019	2020	2021	2022	Totals
General Fund	\$4,200					\$4,200
Project Total						\$4,200



Electronic Control Devices (Taser)

Project Number: 01-FDE-004-19

Improvement Type: Machinery and Equipment

Division: 01-Fire Department

Description: Purchase of 12 tasers to enhance fire fighter safety.

Justification: Each year across the nation firefighters are physically attacked responding to a variety of incidents. Fire fighters frequently enter private property or public buildings and come in contact with citizens daily in performance of their duties. While not frequent, firefighters do find themselves in situations dealing with aggressive and sometimes combative persons. Providing fire fighters with a non-lethal protective option such as a taser increases their security and safety. Tasers are an effective tool to control aggressive individuals by overpowering the nervous system with pulsating probes delivering electrical current. It should be remembered law enforcement support is not always available. This plan would provide a taser for all on-duty personnel, administration, and provide additional tasers for personnel who may provide coverage during call-backs. Under normal conditions the life span of a taser is five years, which is what most manufacturers warranty them for. This plan provides these tasers over a two year period.

Funding Source	2018	2019	2020	2021	2022	Totals
General Fund		\$7,200	\$7,200			\$14,400
Project Total						\$14,400



Wild-Land Gear

Project Number: 01-FDE-005-19

Improvement Type: Machinery and Equipment

Division: 01-Fire Department

Description: Replacement of wild-land fire suppression protective clothing.

Justification: The current wild-land protective clothing utilized by the department will be 8-10 years old in 2019. This protective clothing is worn during the extinguishment of natural cover, rubbish, and small outside fires. The gear is less expensive and lighter in weight than traditional bunker gear worn during a structural fire. This reduces the physical stress placed on a firefighter and reduces exposure and damage to more expensive structural bunker gear.

Funding Source	2018	2019	2020	2021	2022	Totals
General Fund	\$11,250					\$11,250
Project Total						\$11,250



Class “A” Uniforms

Project Number: 01-FDE-006-19

Improvement Type: Machinery and Equipment

Division: 01-Fire Department

Description: Provide all Fire Department personnel with a dress uniform.

Justification: Fire personnel often represent the city at public events. Looking professional is important when addressing any number of civic organizations, local leaders, and the public during certain presentations. These uniforms would allow personnel to dress accordingly for such public events. The image and tradition of the class “A” uniform helps to maintain and build morale and presents a positive public image of the fire service.

Funding Source	2018	2019	2020	2021	2022	Totals
General Fund		\$2,000				\$2,000
Project Total						\$2,000



Replace Existing Computer Systems

Project Number: 01-FDE-001-20

Improvement Type: Furniture and Office Equipment

Division: 01-Fire Department

Description: Replacement of desktop, laptop, or tablet computers as necessary that have Win 7 32-bit.

Justification: Computer technology evolves daily often rendering software and hardware obsolete. Like most service providers and office environments the Fire Department utilizes computers for a variety of task. This plan places all hardware and operating systems on a five year replacement plan. The current systems will be legacy and not function with FireHouse as it evolves and transforms the way we respond to incidents. In FY 17, the IT Department has 4 tablets for the fire department. If not installed in FY 17, this project will be changed to include those. The tablets will enable mobile response times and depict maps and information from dispatch in real-time.

Funding Source	2018	2019	2020	2021	2022	Totals
General Fund			\$3,500			\$3,500
Project Total						\$3,500



Confined Space Rescue System

Project Number: 01-FDE-001-21

Improvement Type: Machinery and Equipment

Division: 01-Fire Department

Description: Confined space rescue breathing system.

Justification: During a confined space rescue situation it is often necessary to provide rescue personnel with breathing air. Current SCBA utilized for fire suppression is bulky and not effective in confined spaces. This is due to the limited air supply and physical size of the SCBA. This apparatus provides a much smaller physical device for use in confined spaces. In addition the amount of air available is increased and can extend rescue personnel's time inside the confined space. The air supply system can also be utilized in some haz-mat situations to increase the air supply and work time of entry crews or decon personnel.

Funding Source	2018	2019	2020	2021	2022	Totals
General Fund				\$18,000		\$18,000
Project Total						\$18,000



Repair of Flag Poles & Placement of 9/11 Piece

Project Number: 01-FDE-002-21

Improvement Type: Building and Building Improvements

Division: 01-Fire Department

Description: Replace aging flag poles and associated landscaping.

Justification: The proper display of the American Flag cannot be understated. The current flag poles at each station are extremely old and do not present a positive image of the flag. These poles are in need of sandblasting, repainting, and replacing hoisting hardware including pulleys and locking devices. The balls on top of each pole should be repainted or replaced as well. The pole at Station 2 has even been damaged, cut, and repaired in place. New flag poles and landscaping will enhance the look of the property and improve relations with local veterans. Several years ago the department acquired a piece of the Twin Towers. This section of I-Beam should be on public display.

Funding Source	2018	2019	2020	2021	2022	Totals
General Fund				\$5,000	\$2,500	\$7,500
Project Total						\$7,500



5" Large Diameter Hose Roller

Project Number: 01-FDE-001-22


Improvement Type: Machinery and Equipment

Division: 01-Fire Department

Description: Purchase of powered device which drains and roles large diameter hose utilized by fire department.

Justification: Each year the fire department deploys large diameter hose several times to establish water supply for fire suppression. These hose sections are 5" in diameter and are up to 100' in length. Each hose must be drained and then reloaded onto the fire apparatus. The weight of these hoses especially during the draining process can exceed 100 pounds. This hose roller will allow the firefighter to drain, roll, walk, and reload the large diameter hose with ease. The hose roller will also help to reduce possible back, leg, arm, or other injury. This tool also removes any air still inside the hose during the draining process. This allows the hose to lay flat in the hose bed. This reduces the profile of the hose and decreases the likelihood of the hose becoming caught on the apparatus during deployment. This further reduces the possibility of injury to fire personnel.

Funding Source	2018	2019	2020	2021	2022	Totals
General Fund					\$7,500	\$7,500
Project Total						\$7,500



Replacement of Staff Fleet Vehicles

Project Number: 22-FDE-003-14

Improvement Type: Machinery and Equipment

Division: 01-Fire Department

Description: Replacement of 2004 staff Crown Victoria with a ½ or ¾ ton 4x4 pickup truck with bed cap or cover.

Justification: The department is moving away from SUV's and passenger cars, replacing them with pick-up trucks. The four-door trucks now available provide the same passenger capability and are more versatile as a long term vehicle. Trucks can be repurposed as brush trucks, or simple service vehicles in the future and they provide the ability to haul items easier. Also the passenger area is safer. In case of an accident there is no heavy equipment in the passenger area of the cab which could strike the driver or passengers. Phase 1 of this plan in FY 18 replaces a 2004 Crown Victoria with over 118,000 miles with a ¾ ton 4x4 vehicle which will be driven by the Assistant Fire Chief. A 2006 Ford Expedition is then rotated to the Inspector until FY 2021. Phase 2 of this plan replaces the 2006 Expedition with a ½ ton 2x4 regular cab truck to be driven by the Inspector.

Funding Source	2018	2019	2020	2021	2022	Totals
Capital Improvement Tax	\$35,000			\$25,000		\$60,000
Project Total						\$60,000



Fire Apparatus

Project Number: 22-FDE-003-15

Improvement Type: Building and Building Improvements

Division: 01-Fire Department

Description: Purchase of a new NFPA 1901 Compliant Fire Engine

Justification: Replacement of 1995 HME custom engine, which will be 21 years old at the time of replacement. This purchase will allow the fire department to place a new engine in front-line service and rotate a 2004 model engine to reserve status. New vehicle will meet current NFPA guidelines. Pump capacity will be increased from 1500gpm to 2000gpm. Vehicle could be sold, or held in reserve to lower the initial cost of establishing a third fire station.

Funding Source	2018	2019	2020	2021	2022	Totals
Capital Improvement Tax	\$450,000					
Project Total						\$450,000



Mobile Traffic Light Controllers

Project Number: 22-FDE-002-17

Improvement Type: Machinery and Equipment

Division: 01-Fire Department

Description: Purchase of devices which the direction of travel associated with traffic signals.

Justification: Emergency vehicles are often faced with traffic congestion especially at large intersections which are controlled by traffic lights. Many times this forces the emergency vehicle to drive in the on-coming lanes of traffic. This situation places emergency vehicles head-to-head with traffic which can increase the likelihood of a traffic accident. These devices provide emergency vehicles with the ability to control the traffic signals from a distance. A signaling device temporarily alters the traffic signal giving the responding emergency vehicle a green light at any intersection the devices are installed. This function moves traffic directly in front of the emergency vehicle out of the way and stops cross traffic from proceeding. This greatly reduces and may eliminate the frequency of head-to-head driving. This improves roadway safety for fire personnel and the public.

Funding Source	2018	2019	2020	2021	2022	Totals
Capital Improvement Tax	\$18,000	\$18,000	\$18,000	\$18,000	\$18,000	\$90,000
Project Total						\$90,000



Bulletproof Vest

Project Number: 22-FDE-003-17

Improvement Type: Machinery and Equipment

Division: 01-Fire Department

Description: Purchase of 5 level IIIA bulletproof vests.

Justification: Each year across the nation firefighters are physically attacked responding to a variety of incidents. In recent years fire personnel have been the target of gunfire. Law enforcement support is often not immediately available placing fire personnel in harm's way while waiting on law enforcement. Guns, knives, and many other items which can be used as weapons are readily available in any home. Protection of our personnel should be paramount at all times. This plan would provide a bulletproof and trauma vest for all on-duty personnel and administration as well as provide additional vest for personnel who may provide coverage during call-backs. Under normal conditions the life span of a bulletproof vest is five years, which is what most manufacturers warranty them for. After that time the Kevlar fibers begin to degrade and become less effective with passing time. In order to maintain factory warranted bulletproof vests a replacement cycle of five vests a year will be implemented. While not fire department specific, individuals working in the law enforcement profession have survived both ballistic and non-ballistic incidents because they were wearing bulletproof vests. It has been estimated that the risk of dying from gunfire is 14 times higher for an officer not wearing a bulletproof vest than for one who is.

Funding Source	2018	2019	2020	2021	2022	Totals
Capital Improvement Tax	\$4,800					\$4,800
Project Total						\$4,800



Secondary Dispatch Circuit

Project Number: 22-FDE-001-18

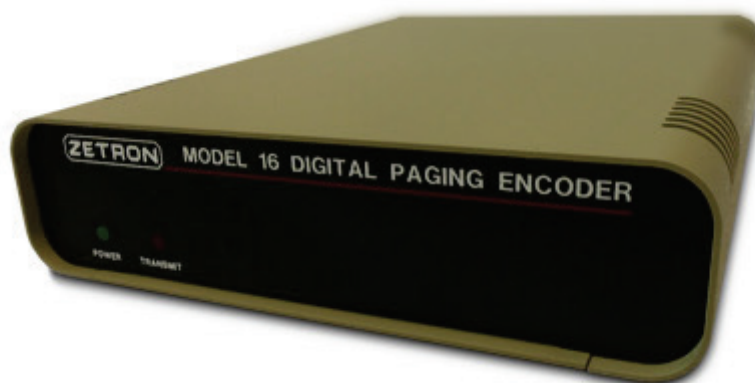
Improvement Type: Machinery and Equipment

Division: 01-Fire Department

Description: Notification system to alert personnel of an incident.

Justification: Currently the department is notified of calls over a radio alerting system which also notifies off-duty personnel through pagers worn on their person. At this time there is no back-up for this system should there be a transmission failure. A secondary dispatch circuit provides a simultaneous transmission of the dispatch information over a different medium or radio frequency. This provides a redundant system thereby reducing the chances of a missed or delayed dispatch due to radio problems. Such systems are recommended by NFPA standards and ISO Fire Suppression Rating Schedule. There are a number of accepted systems to address this issue. The preferred method would be able to alert on and off-duty personnel at the same time.

Funding Source	2018	2019	2020	2021	2022	Totals
Capital Improvement Tax	\$20,000					\$20,000
Project Total						\$20,000



Updating Hydraulic Rescue Tools

Project Number: 22-FDE-001-19

Improvement Type: Machinery and Equipment

Division: 01-Fire Department

Description: Replacement of vehicle extrication tools.

Justification: The fire department currently operates hydraulic extrication tools which are powered by a gasoline pump. This technology is outdated. The setup of this equipment requires personnel to carry heavy tools and a power unit to a site, unwrap hoses, make connections to tools and pump, start the pump then begin cutting of vehicles. While the department does have some pre-connected tools, these tools loose cutting power due to the length of hoses used in the system. The latest technology is electric hydraulic tools. These tools are fully enclosed and deploy by simply turning the tool on at the work site. The new electric tools also have greater cutting and pushing capability when compared to our current tools. The reduction in setup and deployment time due to the elimination of the pump and hoses reduces the time victims are trapped in vehicles or other machinery. These funds will allow the department to replace both sets of our frontline tools. This would move a newer set to the heavy rescue apparatus, eliminate two pumps and several hoses, and improve space available of our fire apparatus.

Funding Source	2018	2019	2020	2021	2022	Totals
Capital Improvement Tax		\$60,000				\$60,000
Project Total						\$60,000



Bay Floors of Fire Station 1

Project Number: 22-FDE-001-19

Improvement Type: Building and Building Improvements

Division: 01-Fire Department

Description: Grind and reseal concrete floor of Fire Station 1 bay area.

Justification: The concrete floor at Fire Station 1 has not been correctly sealed since its construction in 2002. At the time a local company attempted to seal the floor with clear and red product. The product did not completely adhere to the floor creating areas not protected from water and other fluids. The floor also has a slight ridge running the length of the bay due to an addition that was never made flush, creating a tripping hazard. The floors current sealant does not allow fluids to run off of it and appears to easily stain when exposed to oil and other vehicular fluids. In addition the floor does not reflect a positive image for a public building such as a fire station.

Funding Source	2018	2019	2020	2021	2022	Totals
Capital Improvement Tax		\$16,000				\$16,000
Project Total						\$16,000



Fire Station #3

Project Number: 99-FDE-001-16 (was 22-FDE-001-16)

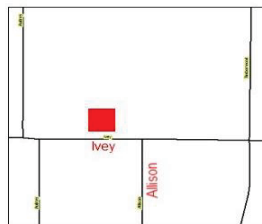
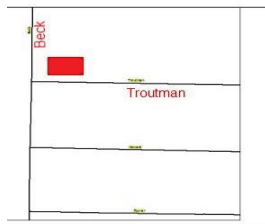
Improvement Type: Building and Building Improvements

Division: 01-Fire Department

Description: Construction and staffing of a third fire station in the Beck and Ivey Lane area.

Justification: A third fire station will improve response times to the southwest district of the City where current response times are nearly two minutes longer than other response districts. Additional on-duty firefighters at all times will improve effectiveness during emergency incidents and could reduce the amount of off-duty callbacks. This will allow a portion of the labor costs to be absorbed by the existing budget. The additional on-duty personnel and improved coverage should assist in lowering our ISO rating from a 4 to a 3. Call volume in the southwest district continues to increase. This portion of the City has more open area for development in both commercial and residential lots. This project should take a phased in approach. Phase one is a land purchase in the target area in FY 2016. Pricing for land in this area was determined from conversations with local realtors. FY 2016 costs are projected at \$35,000 for 1.5 acres of land. In FY 2017, \$5,000 for architectural design of the third station is projected. Construction is planned to begin in FY 2018. Cost estimates have been determined from a local contractor and the City of West Plains who just constructed a similar fire station. Construction cost is based on 8000 square feet at \$135.00 per square foot. An additional \$15,000 from the General Fund is allocated in FY 2018 for furniture, appliances, and other operational needs of the station.

Funding Source	2018	2019	2020	2021	2022	Totals
Capital Improvement Tax	\$1,120,000					\$1,120,000
General Fund	\$15,000					\$15,000
Project Total						\$1,135,000



Training Tower

Project Number: 99-FDE-002-16 (was 22-FDE-005-16)

Improvement Type: Building and Building Improvements

Division: 01-Fire Department

Description: Construction of multi-level burn tower / training facility at Fire Station #2.

Justification: Live fire training has become difficult for fire departments to conduct due to air quality standards and government regulations. Preparing acquired structures to meet these standards is time consuming and can be expensive. Construction of a training facility provides the fire and police departments and others to train at any time without excessive prep-time. The overall training facility would also include props for haz-mat, confined space, and other rescue disciplines. This project could possibly be shared with Laclede County fire departments and law enforcement. FY 2017 dollars include land-prep, infrastructure including electric, water and sewer, and construction of the cornerstone of the facility, a multi-level live burn facility. Two physical locations have been considered. Primary site is land owned by the City on West Hwy 32 near Public Works. FY 2018 and 2020 funds are budgeted for continued development of the facility and maintenance.

Funding Source	2018	2019	2020	2021	2022	Totals
Capital Improvement Tax	\$450,000					\$450,000
General Fund		\$7,000	\$7,000	\$7,000	\$7,000	\$28,000
Project Total						\$478,000



Overview

Facilities Management's primary mission is to maintain and improve City property and grounds. This encompasses a diverse set of responsibilities including, but not limited to, mowing right-of-way, plowing snow, maintaining downtown landscaping, maintaining landscaping at City Hall and Public Works, hanging Christmas decorations, performing routine maintenance on building mechanical systems, performing basic repairs to facilities, and more. Facilities Management is also responsible for planning the long-term mechanical and structural needs of City facilities. Capital projects for Facilities Management are intended to support the various labors of this division and to provide critical upgrades and maintenance for City facilities.

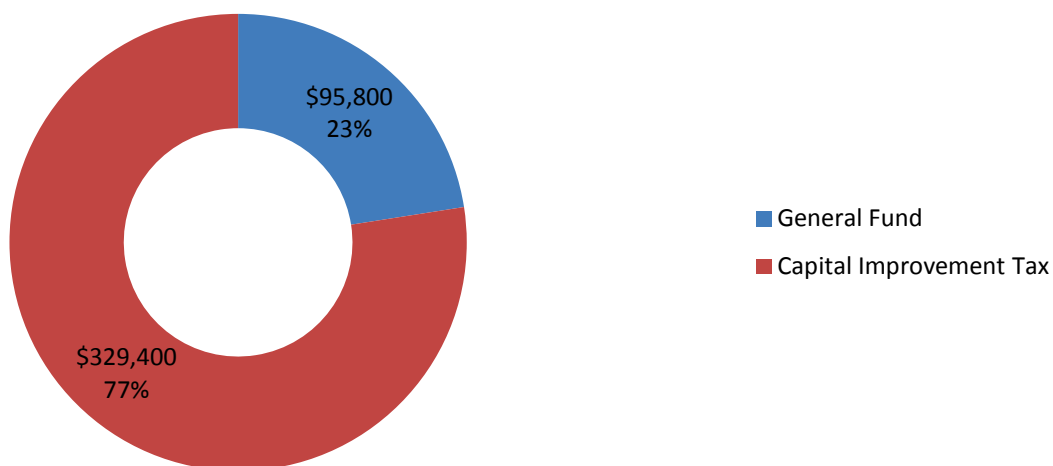
Funding

Capital improvement projects for Facilities Management are funded using revenues from the Capital Improvement tax or General Fund.

Projects

Capital projects for Facilities Management are based on a combination of staff identified needs and requests from City Council.

Project Funding Sources



60" Zero Turn Mowers

Project Number: 01-FMS-002-14

Improvement Type: Machinery and Equipment

Division: 60-Facility Management

Description: Replacement of 60" zero turn mowers.

Justification: The current mowers are 2010, 2012 and 2013 model years. During their typical service life these units accrue significant numbers of hours on the chassis and mechanical parts. As they continue to age the cost to run per hour increases and the mowing crew experiences more breakdowns. These breakdowns are expensive from both a materials and time perspective. Purchase of a new mower, and trading in the current mowers, will help to increase efficiency through less downtime and lower the acquisition price. It will also help in the plans to standardize the mowing fleet.

Funding Source	2018	2019	2020	2021	2022	Totals
General Fund	\$10,500	\$11,000	\$11,500		\$12,000	\$45,000
Project Total						\$45,000



Half Ton Pickups

Project Number: 01-FMS-002-16

Improvement Type: Machinery and Equipment

Division: 60-Facility Management

Description: Replacement of ½ ton pickups.

Justification: Replacement of pickups used by Facilities Management. These vehicles are used to transport staff and supplies between job sites in the City network of facilities. While the vehicle has been maintained and will continue to be, many of the internal parts of the drive train have significant wear, and will have considerable cost associated with repair or replacement as the truck continues through its service life. The anticipated service life a such vehicles under the Capital Asset policy is anticipated to be seven (7) years. It is recommended that the units be offered for public auction as between the age and miles on the odometer they will have little to no trade-in value on a new vehicle.

Funding Source	2018	2019	2020	2021	2022	Totals
General Fund			\$22,000		\$24,000	\$46,000
Project Totals						\$46,000



Striping Machine

Project Number: 01-FMS-001-18

Improvement Type: Machinery and Equipment

Division: 60-Facility Management

Description: Acquisition of striping machine for use in parking lots, handicap spots, and fire lanes.

Justification: This striping machine would be used at all city owned locations to restripe parking lots, handicap spots, fire lanes, and loading zones. The purchase of this device for use by Facilities Management will help free up Street Division workers for other projects.

Funding Source	2018	2019	2020	2021	2022	Totals
General Fund	\$4,800					\$4,800
Project Total						\$4,800



Skid Steer with Attachments

Project Number: 22-FMS-001-18

Improvement Type: Machinery and Equipment

Division: 60-Facility Management

Description: Acquisition of skid steer with scoop blade and brush attachments.

Justification: Facilities Management has been given extra duties and proper equipment is needed to meet these new challenges. This equipment would be for snow removal at all city buildings, removal of waste at Fairgrounds, and right of way maintenance. A scoop blade is needed for waste and snow. A brush attachment would be needed for sidewalks and snow removal around delicate areas (flower beds, trees, etc.) Trade in of old equipment unknown.

Funding Source	2018	2019	2020	2021	2022	Totals
Capital Improvement Tax	\$60,000					\$60,000
Project Total						\$60,000



Elm Street Christmas Decorations

Project Number: 22-FMS-002-18


Improvement Type: Land and Land Improvements

Division: 60-Facility Management

Description: Acquisition of Christmas decorations along Elm Street/Route 66.

Justification: Christmas decorations have been added along Elm Street over the last several years and this project seeks to continue that effort. The addition of these decorations (angels) would provide a decoration on each pole on Elm from Mills Drive to Kent Drive. This would provide for decorations along Christmas parade route and near Civic Center for the Mayor's Christmas program.

Funding Source	2018	2019	2020	2021	2022	Totals
Capital Improvement Tax	\$4,900					\$4,900
Project Total						\$4,900



Replace HVAC Units at City Hall

Project Number: 22-FMS-003-18

Improvement Type: Machinery and Equipment

Division: 01-City Administration

Description: Replacement of City Hall HVAC units with natural gas units.

Justification: City Hall HVAC units to be replaced are on the old pre-remodel and expansion part of City Hall. The units will be 21 years old against a normal service life of 15 years. Additionally, in 2020 the Federal government has stated that they will phase out R22 refrigerant, making our units obsolete. Changing units over to natural gas will increase efficiency and lower energy costs.

Funding Source	2018	2019	2020	2021	2022	Totals
Capital Improvement Tax	\$7,000	\$15,000	\$8,000			\$30,000
Project Total						\$30,000



Replace HVAC Units at Mills Center

Project Number: 22-FMS-004-18

Improvement Type: Building and Building Improvements

Division: 01-Community Buildings/NEC

Description: Replacement of HVAC units at Mills Center with natural gas units.

Justification: The Mills Center HVAC units to replace will be 23 years old against a normal service life of 15 years. Changing units over to natural gas at this time will increase efficiency and lower energy costs.

Funding Source	2018	2019	2020	2021	2022	Totals
Capital Improvement Tax	\$15,000	\$15,000				\$30,000
Project Total						\$30,000



Repair City Hall Parking Lot

Project Number: 22-FMS-005-18

Improvement Type: Building and Building Improvements

Division: 60-Facility Management

Description: Restriping and resealing of City Hall parking lot.

Justification: City Hall parking lot is showing a lot of wear. There are several cracks that run for several feet. A 2" overlay is recommended for the entire lot. After over lay the lot would be restriped.

Funding Source	2018	2019	2020	2021	2022	Totals
Capital Improvement Tax	\$140,000					\$140,000
Project Total						\$140,000



Fuel Island Vehicle Awning

Project Number: 22-FMS-006-18

Improvement Type: Machinery and Equipment

Division: 60-Facility Management

Description: A structure to protect parked patrol cars from weather related elements.

Justification: Currently, there are no awning areas over the fuel pump stations. In harsh weather, personnel are subject to rain, sleet, snow, and hail. Many divisions operate during inclement weather and are forced to fuel in such situations. A solution would be to construct an awning structure. This awning area would cover two of the four fuel pump stations, either the north or south side, both of which has a diesel and unleaded station. The cost is based on an estimated \$25.00 per square foot and is subject to architectural design.

Funding Source	2018	2019	2020	2021	2022	Totals
Capital Improvement Tax	\$80,000					\$80,000
Project Total						\$80,000



Replace HVAC Units at Public Works

Project Number: 22-FMS-001-20

Improvement Type: Building and Building Improvements

Division: 60-Facility Management

Description: Replacement of HVAC units at Public Works.

Justification: Public Works was built in 2005. The rooftop units as well as the units that take care of the bathrooms, break room, and electrical department offices will be 15 years old in 2020. Most units were undersized because of value engineering and are working at maximum capacity during high heat or very cold conditions. In 2020, Federal government has stated that they will phase out R22 refrigerant, making all of our units obsolete. Hopefully by 2020 natural gas will be installed at PW building and similar sized units can be installed thanks to energy efficiency improvements. The rooftop units will be replaced in 2021 and 2022 along with one ground unit in each of those years.

Funding Source	2018	2019	2020	2021	2022	Totals
Capital Improvement Tax			\$6,500	\$16,500	\$16,500	\$39,500
Project Total						\$39,500



Repair Fire Station #1 Parking Lot

Project Number: 22-FMS-002-20

Improvement Type: Building and Building Improvements

Division: 60-Facility Management

Description: Restripe and reseal fire station #1 parking lot.

Justification: Fire Station #1 parking lot is showing a lot of wear. A 2" overlay for the entire lot is recommended. After overlay the lot would be restriped.

Funding Source	2018	2019	2020	2021	2022	Totals
Capital Improvement Tax			\$10,000			\$10,000
Project Total						\$10,000



Repair Fire Station #2 Parking Lot

Project Number: 22-FMS-001-21

Improvement Type: Building and Building Improvements

Division: 60-Facility Management

Description: Reseal and restripe fire station parking lot.

Justification: Fire Station #2 parking lot is showing a lot of wear. A 2" overlay is recommended for the entire lot. After overlay the lot would be restriped.

Funding Source	2018	2019	2020	2021	2022	Totals
Capital Improvement Tax				\$15,000		\$15,000
Project Total						\$15,000



Overview

The Information Technology Division is responsible for the security, planning, implementation, and continual support of the City's data, networking equipment, and computer systems. This division is responsible for installing and maintaining all computer related hardware, as well as for installing and upgrading all software executed on these systems. Direction is also provided to the departments to determine future computer system and software needs.

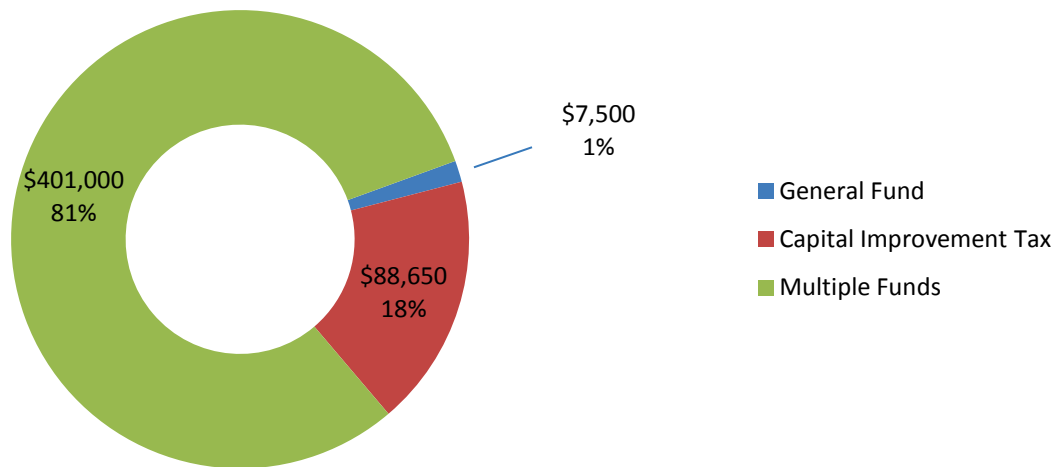
Funding

Capital improvement projects for Information Technology are funded using revenues from the Capital Improvement tax, or General Fund. In some specific instances the Fiber Fund may be used as well. For large-scale organization-wide projects, a combination of multiple funds may be used for funding.

Projects

Capital projects for Information Technology are based on a combination of staff identified needs and requests from City Council.

Project Funding Sources



Replace Existing Computer Systems

Project Number: 01-ITS-001-20

Improvement Type: Furniture and Office Equipment

Division: 60-Information Technology

Description: Replacement of desktops, laptops, and tablets with Win 7 to Win 10 or greater.

Justification: Current systems will have reached the end of life and operate under Win 7, 32-bit. Win 10 or greater will be required to continue processing data in efficient manner. The tablets will be used for remote work or field operations. The IT Department is often stretched thin and all over the city. The tablet will allow remote access to servers for troubleshooting.

Funding Source	2018	2019	2020	2021	2022	Totals
General Fund	\$2,500		\$5,000			\$7,500
Project Total						\$7,500



Mobile Data Tablets

Project Number: 22-ITS-005-16

Improvement Type: Furniture and Office Equipment

Division: 60-Information Technology

Description: Purchase of tablet devices for use by staff.

Justification: The current Mobile Data Terminals or laptops throughout the field divisions are approximately 5-7 years old. Some were DoD systems and state surplus systems. These computers are out of warranty and are subject to rough conditions and harsh environments. These computers will need to be replaced as soon as possible. Tablets are available and have been field tested based on the department or division; therefore, the migration will begin towards those versus Toughbooks or laptops. The tablets will provide a mobile networked environment to process data through our Local Area Network (LAN) and connect to our vast application suites, such as ITI, Incode, FH, FARO, and ESRI. In FY18, Parks (79), Facilities (63), Fleet/Garage (60-305), Finance (01-170), and Fire Department (01-110) will have the tablet capabilities. In FY19, Civic (01-130), Human Resource (01-145), Information Technology (60-315), Electric (80), Environmental/Waste Water (85-200), and Environmental/Water (87-200) will be the final departments or divisions to receive tablets.

Funding Source	2018	2019	2020	2021	2022	Totals
Capital Improvement Tax	\$7,500	\$7,500				\$15,000
Project Total						\$15,000

Mitel Phone System Upgrade

Project Number: 22-ITS-001-17

Improvement Type: Machinery and Equipment

Department: 60-Information Technology

Description: Mitel Phone System Upgrade

Justification: Current Voice Over IP (VOIP) system is 2 years past recommended upgrades. Current system is 5 versions behind. Every desktop is linked to the phone and if the phone processing is degraded, the data processing will follow. In 18 months we have replaced 12 phones and continue to struggle with errors and features dropping. The 911 recordings are often lost and system randomly reboots, which indicates multiple hardware issues. In FY18, new CISCO switches would replace non-supported switches throughout fiber ring. The old switches can be used at department level. In FY19, the phones and recorder would be purchased to complete the overall project.

Funding Source	2018	2019	2020	2021	2022	Totals
Capital Improvement Tax	\$48,450	\$25,200				\$73,650
Project Total						\$73,650



Capital Hardware/Software Purchase

Project Number: 99-ITS-001-16

Improvement Type: Machinery and Equipment

Division: 60-Information Technology

Description: Upgrades and replacement of city wide computing infrastructure.

Justification: Updating of routers, switches, servers, wireless devices, peripherals, and miscellaneous items (tools, cabling, etc) nearing the end of its expected lifecycle. In FY 17, I would like to explore host replacements from lefthand system to a mix of cloud/scale servers. All server will be at end of life-cycle for current configuration and have already been upgraded as much as possible based on internal expansion slots available. The design was implemented JMARK in 2012 with purpose for failover protection, yet one component was missing. When the servers crash or need rebooting, the failover takes 2 hours. In FY 18 and beyond, the IT Department will continue to upgrade, modify, and fix nodes as needed and will continue to support all components.

Funding Source	2018	2019	2020	2021	2022	Totals
Multiple funds	\$75,000	\$70,000	\$70,000	\$70,000		\$285,000
Project Total						\$285,000



Security and Access Control

Project Number: 99-ITS-009-16

Improvement Type: Machinery and Equipment

Department: 60-Information Technology

Description: Federal Protection access cards, cameras, gates, and software

Justificaiton: To enhance security, access, and fire monitoring throughout city buildings, more access control points, cameras, and fire panels should be installed. Also, current panels are legacy and need repair/replacement.

Funding Source	2017	2018	2019	2020	2021	Totals
85	\$39,000					\$39,000
Project Total						\$39,000



Collaboration and Content Management

Project Number: 99-ITS-004-17

Improvement Type: Furniture and Office Equipment

Department: 60-Information Technology

Description: Sharepoint/Intranet

Justification: Centralized project management tool which will allow all to collaborate on projects city-wide. Whether it's marketing or accounting, teams can create a SharePoint site for various projects, and manage them more easily and efficiently. They can also synchronize their site with MS Project Pro or integrate it with Project Server. SharePoint ensures employees always have accurate and up-to-date information on projects, making it easier for them to share, control, and reuse this information—and make better business decisions.

Funding Source	2018	2019	2020	2021	2022	Totals
Multiple Funds	\$53,000					\$53,000
Project Total						\$53,000



Computer System and Projector

Project Number: 99-ITS-001-18

Improvement Type: Furniture and Office Equipment

Division: 60-Information Technology

Description: Purchase of a new computer system and projector unit for court room to replace legacy Win XP system.

Justification: Current system is at end of life and all the projectors are legacy and not compatible with more modern technology. This system is used for making presentations in City Hall at City Council and other public meetings. The XP system is extremely slow and lacks computing power. As more meetings and communications are conducted in the court room, the system must be upgraded to meet the demand. The system was purchased refurbished in 2012 and is already past its useful life. The new requirements would be Win 10 and greater with room for patches and modifications, not restricted to one OS.

Funding Source	2018	2019	2020	2021	2022	Totals
Multi-Fund	\$15,000					\$15,000
Project Total						\$15,000



Plotter

Project Number: 99-ITS-002-20

Improvement Type: Furniture and Office Equipment

Division: 60-Information Technology

Description: Replacement of a plotter printer located in PW with networked device.

Justification: The current plotter will have reached its end of service life in 2020. The plotter is used for printing various maps, plans, and other documents in non-standard sizes. As the city continues to rely upon digital media, the plotter will need to be upgraded to use smart technologies such as categorization, labeling, file-sharing, and more. The current system lacks future development and software to enhance user efficiency.

Funding Source	2018	2019	2020	2021	2022	Totals
Multi-Fund			\$9,000			\$9,000
Project Total						\$9,000



Overview

The Office of the City Clerk is an appointed office of the City with duties described by RSMo 77.410, City Code of Ordinances Chapter 2 Section 2-97, and City Resolution # 328. The City Clerk serves at the pleasure of the City Council and is the Custodian of Records. As the Custodian of Records, the office maintains official records for the City, including minutes, ordinances, resolutions, contracts and other vital documents. The City Clerk is also the official election authority for the City and administers all oaths of office. The office oversees the issuance of various licenses, serves as clerical support to the City Council and various appointed boards and committees, and manages utility billing and cash collection operations. Capital projects for the Office of the City Clerk are designed to support and enhance these duties and responsibilities.

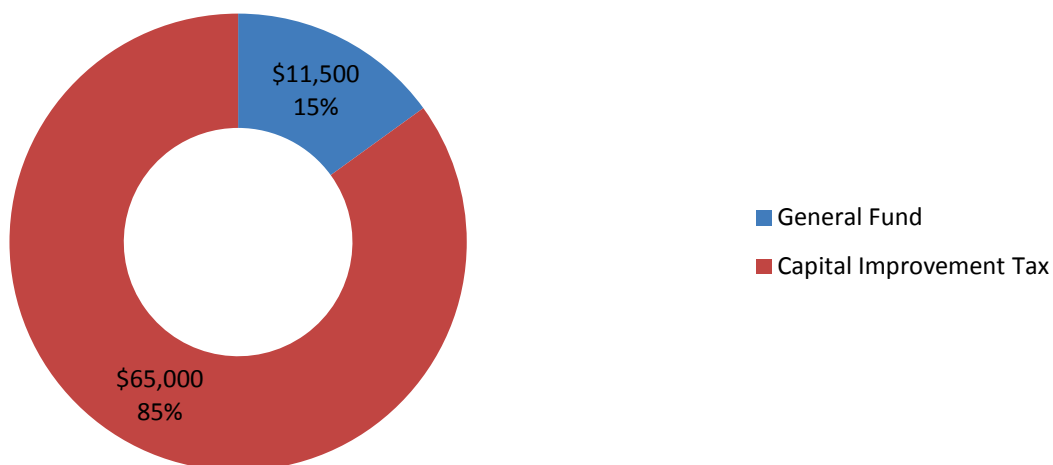
Funding

Capital improvement projects for the Office of the City Clerk are funded using revenues from the Capital Improvement tax, or General Fund.

Projects

Capital projects for the Office of the City Clerk are based on a combination of staff identified needs and requests from City Council.

Project Funding Sources



Shelving for Record Storage

Project Number: 01-OCK-001-18

Improvement Type: Furniture and Office Equipment

Division: 01-City Clerk

Description: Purchase of industrial shelving units for records stored in the City Hall basement per the Secretary of State's Records Retention Schedule. These shelves are made of heavy metal and hold up to 1,200 lbs. per shelf, eliminating fall-through. Shelving units are easily assembled and adjustable.

Justification: Shelving currently utilized for record storage is inadequate for the amount of weight held. The heavy weight of the stored records has caused the shelves to bow and sag leading to possible collapse. The provision of upright space keeps boxes off the floor which assist in preventing water damage due to flooding, and allows for easy access to records.

Funding Source	2018	2019	2020	2021	2022	Totals
General Fund	\$4,000					
Project Total						\$4,000



Replace Existing Computer Systems

Project Number: 01-OCK-001-19

Improvement Type: Furniture and Office Equipment

Division: 01-City Clerk

Description: Replacement of desktops or laptops that are on Win 7, 32-bit.

Justification: Current systems will have reached the end of life as they were purchased in 2014 and 2015. The 2014 systems were upgrade options and not suitable for Win 10. The City id on 2012 servers and can handle the Win 10 upgrades or modifications. As CH continues to use applications and software suites, the systems must meet the demand.

Funding Source	2018	2019	2020	2021	2022	Totals
General Fund		\$2,500	\$5,000			\$7,500
Project Total						\$7,500



City Hall LED Signage

Project Number: 22-OCK-001-16

Improvement Type: Furniture and Office Equipment

Division: 01-City Clerk

Description: Purchase and installation of a decorative LED sign at the intersection of Jefferson and Hayes.

Justification: The purpose of the signage is to provide an additional avenue by which the City can communicate to its citizens. Closing dates for City Hall, City Council meeting dates, other miscellaneous meeting dates, and an array of other information can be distributed using this signage. Citizens can become informed simply by reading the sign as they go about their daily activities.

Funding Source	2018	2019	2020	2021	2022	Totals
Capital Improvement Tax	\$25,000					\$25,000
Project Total						\$25,000



Network Color Copier/Printer

Project Number: 22-OCK-001-19

Improvement Type: Furniture and Office Equipment

Division: 01-City Clerk

Description: Replacement of the Konica multi-functioning color copier/printer purchased in 2011.

Justification: The machine will have met its useful life, and due to a high volume of usage and utilized features, will need to be replaced to continue our current level of operations. This machine is widely used for office operations, which include printing large volume jobs such as monthly utility bills, late notices, annual water reports, and more. The equipment is multi-functioning and is also utilized for faxing, emailing, and scanning. Currently, CH swapped with PW Konica machines to save a few years as the PW Konica only had 200,000 copies/prints versus over 2.1 million.

Funding Source	2018	2019	2020	2021	2022	Totals
Capital Improvement Tax		\$17,000				\$17,000
Project Total						\$17,000



Folder and Inserter Machine

Project Number: 22-OCK-001-20

Improvement Type: Furniture and Office Equipment

Division: 01-City Clerk

Description: Replacement of the Pitney Bowes folder and inserter machine purchased in 2013.

Justification: The machine will have met its useful life, and due to a high volume of usage, will need to be replaced to continue our current level of operations. The folder and inserter machine is primarily used to fold and stuff utility bills, late notices, accounts payable checks, and annual water quality reports. It is also utilized for special mailings and inserting informational flyers into outgoing mail to our citizens.

Funding Source	2018	2019	2020	2021	2022	Totals
Capital Improvement Tax			\$23,000			\$23,000
Project Total						\$23,000



Overview

The Parks and Recreation Department is responsible for maintaining eight parks that cover over 100 acres. Located within these parks are 27 holes of disc golf, nine baseball/softball fields, several playground areas, three paved walking trails, 11 shelters, the Boswell Aquatic Center, Nelson Pond, and a skate park. Capital projects for Parks and Recreation go to enhance park amenities, support ongoing maintenance efforts, and develop new facilities for residents and visitors to enjoy.

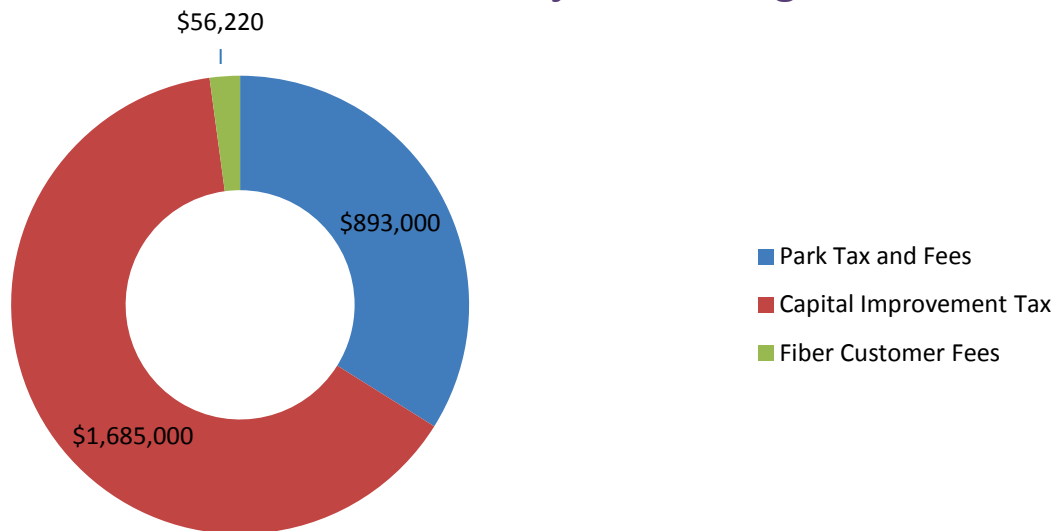
Funding

Capital improvement projects for the Parks and Recreation Department are funded using revenues from the Parks property tax, park fees, General Fund, or Capital Improvement tax. Parks and Recreation additionally has proceeds in the Park Fund from the sale of the Nelson Education Building in 2014. The Fiber Fund is being used for a special project to provide fiber ring service to Parks and Recreation facilities and allow for full integration with City networks.

Projects

Capital projects for Parks and Recreation are based on a combination of staff identified needs, Park Board identified needs, ongoing maintenance requirements, citizen desires, and requests from City Council.

Project Funding Sources



Boswell Aquatic Center

Project Number: 22-PKD-012-14

Improvement Type: Building and Building Improvements

Division: 79-Parks

Description: Improvements to the Boswell Aquatic Center (BAC): rehabilitation of existing components, replacement of obsolete products and enhancements to patron experience.

Justification: Changes are suggested to enhance the patron experience like deck improvements. Other changes are related to regulatory mandates like the American's with Disabilities Act and a zero depth entry, or pool management best practices like repositionable guard stands.

Funding Source	2018	2019	2020	2021	2022	Totals
Capital Improvement Tax	\$250,000					\$250,000
Project Total						\$250,000



Spiller Park

Project Number: 22-PKD-004-17



Improvement Type: Land and Land Improvements

Division: 79-Parks

Description: Installation of new playground equipment and shelter.

Justification: The master planning process identified items that would help to increase the patron experience.

Funding Source	2018	2019	2020	2021	2022	Totals
Capital Improvement Tax	\$65,000					\$65,000
Project Total						\$65,000



Wallace Park

Project Number: 22-PKD-005-17

Improvement Type: Land and Land Improvements

Division: 79-Parks

Description: Installation of new playground equipment and additional sidewalks.

Justification: The master planning process identified items that would help to increase the patron experience.

Funding Source	2018	2019	2020	2021	2022	Totals
Capital Improvement Tax	\$75,000					\$75,000
Project Total						\$75,000

Atchley Park

Project Number: 22-PKD-001-18

Improvement Type: Machinery and Equipment

Division: 79-Parks

Description: Add new up to date playground equipment, replace old ball field bleachers with new bleachers, add fitness stations to walking trail, and retro fit lighting for ball fields.

Justification: The master planning process identified the above improvements as fitting with and enhancing the usage of Atchley Park. Fitness stations address the fitness related functions of the park and are another attraction for park patrons looking to augment their physical routine.

Funding Source	2018	2019	2020	2021	2022	Totals
Capital Improvement Tax	\$420,000					\$420,000
Project Total						\$420,000



Additional Skate Park & Soccer Complex

Project Number: 22-PKD-001-19

Improvement Type: Land and Land Improvements

Division: 79-Parks

Description: Purchase land to build a new skate park and a multi field soccer complex.

Justification: Currently there isn't any soccer fields used for leagues in the park system. With the growing number of kids participating in soccer league fields need to be available.

Funding Source	2018	2019	2020	2021	2022	Totals
Capital Improvement Tax		\$250,000				\$250,000
Project Total						\$250,000

Walking and Bicycle Trail

Project Number: 22-PKD-001-20

Improvement Type: Land and Land Improvements

Division: 79-Parks

Description: Create a trail throughout the city that connects parks, schools, and the library.

Justification: Walk/Bike trails are one of the most sought-after amenities when considering moving to a new community as a resident or moving a business to a community. We have many walkers, joggers, bikers, and kids in the community currently running random routes on existing streets and sidewalks. A trail could also be used for dedicated races and to attract events in the future.

Funding Source	2018	2019	2020	2021	2022	Totals
Capital Improvement Tax			\$250,000		\$250,000	\$500,000
Project Total						\$500,000

Vehicle and Motor Equipment

Project Number: 79-PKD-001-14

Improvement Type: Machinery and Equipment

Division: 79-Parks

Description: Replacement of 4-wheel drive, 2 seat Utility Vehicle used for ball field maintenance. Replacement of a 60 inch, zero turn, commercial grade mower with striping kit. Replacement of ½ ton 2 wheel drive Truck with trailer towing package, V8, limited slip-rear end, based off state bid.

Justification: To replace vehicles as part of our scheduled vehicle replacement plan. Replace a 2011 model utility vehicle in 2018 and replace a 2013 model utility vehicle in 2020. Replace a 2013 model mower in 2018, replace a 2014 mower in 2019, replace a 2015 model mower in 2020, replace a 2016 mower in 2021. Replace a 2005 model truck in 2018 and replace a 2006 model truck in 2019 New truck with dump bed in 2019, this will allow us to haul mulch and gravel Replace a 2004 tractor in 2019.

Funding Source	Unit Description	2018	2019	2020	2021	2022	Totals
Park Tax and Fees	Utility Vehicles	\$11,000		\$12,000			\$23,000
	Pickup Truck	\$23,000	\$24,000				\$47,000
	Mower	\$11,500	\$12,000	\$12,500	\$13,000		\$49,000
	Tractor				\$35,000		\$35,000
	Dump Truck			\$40,000			\$40,000
Project Total							\$194,000



Playground Fall Protection

Project Number: 79-PKD-003-14

Improvement Type: Land and Land Improvements

Division: 79-Parks

Description: Purchase and installation of engineered mulch playground fall protection.

Justification: The Consumer Product Safety Council estimates that 79% of playground injuries are caused by falls, which represents more than 200,000 children injured each year. Maintaining an adequate amount of mulch surfacing around the play structures provides a safer fall area for patrons enjoying park equipment.

Funding Source	2018	2019	2020	2021	2022	Totals
Park Tax and Fees	\$5,000		\$5,000		\$5,000	\$15,000
Project Total						\$15,000



WT Vernon Park

Project Number: 79-PKD-010-14

Improvement Type: Building and Building Improvements

Division: 79-Parks

Description: Renovate the restrooms for ADA compliance, including fixture replacement. Replace aging playground equipment, and add a 10 car paved parking lot. Install additional playground equipment.

Justification: Restrooms have old out of date fixtures which are hard to find and not ADA compliant. Replace aging equipment with newer safer equipment. A paved parking lot will help address access requirements and other regulations and removes parking from the side of a narrow street.

Funding Source	2018	2019	2020	2021	2022	Totals
Park Tax and Fees		\$100,000				\$100,000
Project Total						\$100,000



Parks and Recreation

Harke Park

Project Number: 79-PKD-001-15

Improvement Type: Machinery and Equipment

Division: 79-Parks

Description: Install additional walking trail lights, an 18-hole disc golf course, and inclusive playground equipment.

Justification: With the growth of disc golf in the area another course has become a greater need. Also providing more playground equipment for children with additional needs has become a priority for Harke Park.

Funding Source	2018	2019	2020	2021	2022	Totals
Park Tax and Fees			\$172,500			\$172,500
Project Total						\$172,500



Infield Surface Material

Project Number: 79-PKD-010-16

Improvement Type: Land and Land Improvements

Division: 79-Parks

Description: Add surface pro league red infield conditioner to the current infield surface material at Atchley, Boswell, and Nelson parks.

Justification: New material will add color to the surface which will help with ball visibility. It will also allow the field to be in better playing condition when it rains and keep the surface from hardening during hot and dry weather.

Funding Source	2018	2019	2020	2021	2022	Totals
Park Tax and Fees	\$5,000	\$5,000	\$5,000	\$5,000	\$5,000	\$25,000
Project Total						\$25,000



Walking Trail Maintenance

Project Number: 79-PKD-002-17

Improvement Type: Land and Land Improvements

Division: 79-Parks

Description: Resealing of walking trails at Atchley and Harke parks.

Justification: Regular maintenance of walking trails.

Funding Source	2018	2019	2020	2021	2022	Totals
Park Tax and Fees			\$14,000			\$14,000
Project Total						\$14,000



Park Office

Project Number: 79-PKD-003-17

Improvement Type: Building and Building Improvements

Division: 79-Parks

Description: New office with meeting room for Parks Department.

Justification: Will provide the Parks Department with a permanent office location within a park. The meeting room will be available to host Park Board and other sports activity meetings, as well as serve a need for meeting space within the community.

Funding Source	2018	2019	2020	2021	2022	Totals
Park Tax and Fees			\$200,000			\$200,000
Project Total						\$200,000

Replace Existing Computer Systems

Project Number: 79-PKD-001-19

Improvement Type: Furniture and Office Equipment

Division: 79-Parks

Description: Replacement of desktops, laptops, or tablets with legacy OS.

Justification: Current systems are at their end of life and were purchased or upgraded in 2014. As the parks become fiber ready, the systems will need more resources as they will be networked and full suites applied. In 2018, 2 tablets will enhance field operations and enable staff to update information on the spot in mobile environment versus waiting at later time. Tablets will also afford the department real-time processing and field management with regards to park modifications and construction. By reducing paper, the park projects will become reliable on digital media.

Funding Source	2018	2019	2020	2021	2022	Totals
Park Fund	\$2,500	\$5,000				\$7,500
Project Total						\$7,500



Fiber for Parks

Project Number: 83-PKD-001-18

Improvement Type: Land and Land Improvements

Division: 79-Parks

Description: Fiber runs for Atchley, Boswell, and Nelson Parks.

Justification: Currently, the parks have no fiber runs to Atchley, Boswell, and Nelson Parks; meaning they lack network capabilities. The office personnel remote back to the City network with VPN through Fidelity modems. All network resources are restricted and slow. The fiber installs would branch off current ring with Show-Me. Our efforts to become a "Smart-City" include connecting the parks to our infrastructure to enhance citizen and city user capabilities.

Funding Source	Park	2018	2019	2020	2021	2022	Totals
Fiber Customer Service Charges	Atchley	\$42,000					\$42,000
	Nelson		\$13,000				\$13,000
	Boswell		\$1,220				\$1,220
Project Total							\$56,220

Winfrey Property

Project Number: 99-PKD-003-19 (was 79-PKD-003-19)

Improvement Type: Building and Building Improvements

Division: 79-Parks

Description: Development of new park land and associated facilities.

Justification: During the development of the CIP, Margie Winfrey donated a 15 acre property adjacent Atchley Park to the City for development of a park in memory of her late husband Conn Winfrey. The site has a number of possibilities that will be discussed by the Park staff and the Park Board. The Capital Improvement Tax will cover infrastructure development such as a parking lot and electric, water, and sewer service.

Funding Source	2018	2019	2020	2021	2022	Totals
Park Tax and Fees				\$165,000		\$165,000
Capital Improvement Tax				\$125,000		\$125,000
Project Total						\$290,000

Overview

The Lebanon Police Department is committed to providing excellent law enforcement services to the citizens of the community. This department is also committed in providing professional police services that meet the expectations of the community and maximizing the use of department resources to enhance the safety and security for the citizens of Lebanon. Capital improvements for the Police Department support the mission of protecting and serving the public through providing critical equipment, hardware and software, vehicles, and facilities, as well as replacing existing technology and equipment as maintenance and operational needs require.

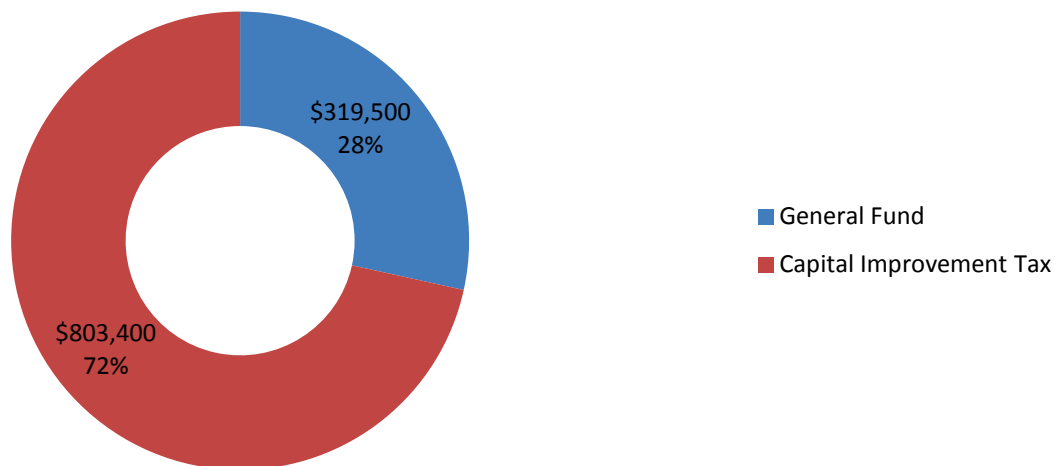
Funding

Capital improvement projects for the Police Department are funded primarily through the Capital Improvement tax or the General Fund. The Police Department also makes utilizes state and federal grants when appropriate and available.

Projects

Capital projects for the Police Department are based on a combination of staff identified needs, , ongoing maintenance requirements, and requests from City Council.

Project Funding Sources



Patrol Car Vehicular Repeaters

Project Number: 01-PDA-001-18

Improvement Type: Machinery and Equipment

Division: 01-Police Department

Description: Purchase of patrol car vehicular mounted repeaters.

Justification: Currently the Police department radio system is interconnected with MOSWIN through a patch system. This patch system was done as a partial temporary fix until another solution is implemented. Radio authorities with MOSWIN have examined our radio system and the solution is, in- car repeater radios. This will allow the officer to reliably talk on their handheld radios. This is something that the officers currently do not have. The officers portable radios transmits to the patrol car and the patrol car with a 100 watt radio, receives and re-transmits the radio traffic with practically 100% reliability. This method is currently being used by Laclede County Sheriff Department and the MSHP.

Funding Source	2018	2019	2020	2021	2022	Totals
General Fund	\$30,000	\$32,500				\$62,500
Project Total						\$62,500



Animal Control Shelter Repairs

Project Number: 01-PDA-002-18

Improvement Type: Building and Building Improvements

Division: 01-Police Department

Description: Replace animal run walls and replace interior ceiling.

Justification: The Animal Control Shelter outside dog run wall that separate the animals are deteriorating and have failed the Missouri State inspection the last 2 years. This run area has no roof over it which also affects the animals. The interior ceiling in the building has deteriorated and the metal framing has rust on them. This project funding would replace the run walls, install a covered roof over the runs and replace the interior ceiling at the shelter.

Funding Source	2018	2019	2020	2021	2022	Totals
General Fund	\$21,000					\$21,000
Project Total						\$21,000



Replace Existing Computer Systems

Project Number: 01-PDA-003-18

Improvement Type: Furniture and Office Equipment

Division: 01-Police Department

Description: Replacement of desktops or laptops with Win 7 32-bit OS with Win 10 or greater.

Justification: Current desktops are at end of life and most were already years old since they were received from DoD free program. Through DoD the department will continue to stay on the list, but some systems are not compatible with .NET framework 4.5, which is required by CJIS and ITI (application manager). Without ITI the officers have no digital way to communicate with dispatch and all calls will be OTAR and not secure.

Funding Source	2018	2019	2020	2021	2022	Totals
General Fund	\$8,000	\$8,000			\$8,000	\$24,000
Project Total						\$24,000



Mobile Printers

Project Number: 01-PDA-004-18

Improvement Type: Furniture and Office Equipment

Division: 01-Police Department

Description: Purchase of 12 patrol car printers for use and connectivity with ITI.

Justification: Current ITI system allows for e-ticketing, which the PD does not currently use. The printers will enable PD to e-ticket and the information auto populate within the JIS system for streamlined processing as opposed to multiple printouts and then processing through court, which again prints data out. The printers are about 6 to 8 inches in length and mount behind the console and are USB or bluetooth capable. There are two models that are compatible with current software.

Funding Source	2018	2019	2020	2021	2022	Totals
General Fund	\$9,000	\$9,000				\$18,000
Project Total						\$18,000



Field Investigation Hardware and Software

Project Number: 01-PDA-001-19

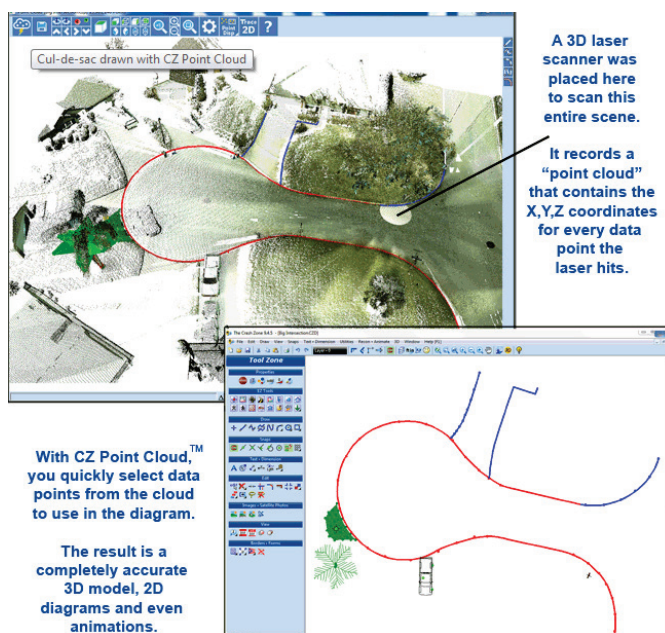
Improvement Type: Furniture and Office Equipment

Division: 01-Police Department

Description: Purchase of Point Cloud Module for FARO software used in CAD and CADZone.

Justification: On-site equipment is needed to record accidents and or crime scenes in 3D to import into our CADZone and build 2D reports. The software and hardware would interact to build data points and recreate the accident or crime. The hardware is compatible with the current software used on the desktops. Field operations will be able to reconstruct in real-time and record accidents and or crashes to enhance efficient law enforcement operations.

Funding Source	2018	2019	2020	2021	2022	Totals
General Fund		\$35,000			\$35,000	\$70,000
Project Total						\$70,000



911 Hardware and Software

Project Number: 01-PDA-002-19

Improvement Type: Furniture and Office Equipment

Division: 01-Police Department

Description: Purchase of hardware and software for in-house 911 System.

Justification: Current 911 system is a branch off the county 911 system. The laptop configuration is designed for mobile command structures, not a fixed installation. Also, the county relays calls to the city or uses over-the-air and the city would like to go back to silent dispatch methods deployed in our fleet. Requested the fixed unit under the tax and was denied by the county. The city of Lebanon would have timely service from city dispatchers. The city would also take fire dispatch back from the county.

Funding Source	2018	2019	2020	2021	2022	Totals
General Fund		\$62,000	\$62,000			\$124,000
Project Total						\$124,000



Bulletproof Vest

Project Number: 22-PDA-001-14

Improvement Type: Machinery and Equipment

Division: 01-Police Department

Description: Purchase of 5 level IIIA bulletproof vests.

Justification: Under normal conditions the life span of a bulletproof vest is five years, which is what most manufacturers warranty them for. After that time the Kevlar fibers begin to degrade and become less effective with passing time. In order to maintain factory warranted bulletproof vests for all officers a replacement cycle of five vests a year has been implemented. Ten new bulletproof vests have been purchased over the past two years. Of the 30 bulletproof vests in use by the Lebanon Police Department, only 13 are within their five year life cycle. Individuals working in the law enforcement profession have survived both ballistic and non-ballistic incidents because they were wearing bulletproof vests. It has been estimated that the risk of dying from gunfire is 14 times higher for an officer not wearing a bulletproof vest than for one who is.

Funding Source	2018	2019	2020	2021	2022	Totals
Capital Improvement Tax	\$4,000	\$4,000	\$4,000	\$4,000	\$4,000	\$20,000
Project Total						\$20,000



Electronic Control Devices (Taser)

Project Number: 22-PDA-002-14

Improvement Type: Machinery and Equipment

Division: 01-Police Department

Description: Purchase of 5 tasers for officers.

Justification: The Department's X26Tasers are at the end of the manufacturers 5 year warranty. Our current model, X26, is being phased out and is no longer be produced. The manufacturer will not repair our X26 Tasers because they are out of warranty and no longer producing parts. The new Taser X2 model is replacing the X26 and the police department needs a replacement program to purchase these new Tasers at a rate of 5 units per year until all 20 units are replaced. Tasers are an effective tool in controlling an individual exhibiting active aggression by incapacitating them by means of a pulsating electrical current through two probes which overpowers the body's normal electrical signals in the nervous system. This allows officers to subdue a violent individual with minimal force reducing the risk of injury to both the officer and the individual. When properly used to subdue an individual, the taser system does not harm nerves, muscles or any other part of the human body.

Funding Source	2018	2019	2020	2021	2022	Totals
Capital Improvement Tax	\$5,700	\$5,700				\$11,400
Project Total						\$11,400



Patrol Car (Dash) Cameras

Project Number: 22-PDA-004-14

Improvement Type: Machinery and Equipment

Division: 01-Police Department

Description: Replacement of Digital Ally In-Car Camera System.

Justification: The police department has 12 in-car camera systems in the patrol fleet. In order to assure replacement funding is available should the cameras fail and are out of the five year warranty, and assuming repair costs warrant replacement rather than repairing the unit, a replacement cycle of five years has been implemented. This would begin in 2017 with one camera system and continue from 2018 and beyond with three camera systems a year. Should the camera systems continue to function and not need replacement in the fiscal year scheduled, the replacement cycle would change to the next fiscal year. The cameras ensure patrol officers and citizen safety by recording all functions within a range. The footage is wireless and connects only to the PD Unifi network. The dash cameras are also mic equipped, which is relied upon by the PA.

Funding Source	2018	2019	2020	2021	2022	Totals
Capital Improvement Tax	\$15,000	\$15,000	\$15,000	\$15,000	\$15,000	\$75,000
Project Total						\$75,000



Patrol Cars

Project Number: 22-PDA-003-15

Improvement Type: Machinery and Equipment

Division: 01-Police Department

Description: Replacement of Police Vehicles.

Justification: The Police Department has implemented a replacement cycle to replace three aging and high mileage patrol vehicles each year. This replacement program will keep the police department patrol fleet in reliable condition and eliminate the necessity of replacing large numbers of vehicles at one time. The three vehicles scheduled to be replaced in FY-16 are three 2011 model Dodge Charger used by the patrol division. At time of replacement based on current usage these vehicles will have in excess of 100,000 miles and be out of warranty. Under the City's fixed asset policy ordinance 5052 the anticipated service life of a patrol vehicle is three (3) years. The below cost estimate does not include ancillary equipment to transform these vehicles into a serviceable patrol vehicle. This might include but not limited to painting, striping, emergency equipment, push bumpers, cages and the computer consoles/docking station or other items which may not be transferable from the old to new vehicles. Any equipment needed to outfit the vehicles would be budgeted for in the department's vehicle equipment fund account. The vehicles removed from use by the patrol division will be rotated within the department to replace older vehicles or removed from police service and offered to other city departments, or for public sale.

Funding Source	2018	2019	2020	2021	2022	Totals
Capital Improvement Tax	\$90,000	\$90,000	\$90,000	\$90,000	\$90,000	\$450,000
Project Total						\$450,000



Dispatch Zetron Radio Upgrade

Project Number: 22-PDA-001-17

Improvement Type: Machinery and Equipment

Division: 01-Police Department

Description: Purchase of Zetron radio upgrade package.

Justification: Current Zetron system is on a XP platform, which is no longer supported by Microsoft or CJIS. Current requirements are Win 7 or above. The Zetron cards have malfunctioned multiple times, causing primary radio communications to drop. The current configuration does not allow the operators to move and is not designed for wireless operations.

Funding Source	2018	2019	2020	2021	2022	Totals
Capital Improvement Tax				\$44,000		\$44,000
Project Total						\$44,000



IRIS Upgrade

Project Number: 22-PDA-003-17

Improvement Type: Machinery and Equipment

Division: 01-Police Department

Description: Purchase of IRIS upgrade both hardware and software.

Justification: Current IRIS computer and software is legacy and is down frequently. It is on a XP platform and old camera, which is no longer supported by Microsoft or CJIS. Current requirements are Win 7 or above. The new IRIS scanner will read the retinas and interpret the data based on what is housed in the suite. It also auto-populates fields for easy entry if the individual has not been in the system before. The new system must be Win 8 or greater with significant HD and RAM requirements that are not met by a legacy oriented system.

Funding Source	2018	2019	2020	2021	2022	Totals
Capital Improvement Tax				\$15,000		\$15,000
Project Total						\$15,000



ID System and Hardware Upgrade

Project Number: 22-PDA-004-17

Improvement Type: Machinery and Equipment

Division: 01-Police Department

Description: Purchase of new ID system and hardware for city badges or FOBs.

Justification: Current ID computer and software is legacy. It is on a XP platform, which is no longer supported by Microsoft or CJIS. Current requirements are Win 8 or above. The ID system is currently operating as a standalone system, which gets zero network support or updates. If DoD does not have extra system, the project will be pushed forward to 2019. The IT Department is expecting notification by end of FY 17.

Funding Source	2018	2019	2020	2021	2022	Totals
Capital Improvement Tax				\$12,000		\$12,000
Project Total						\$12,000



WAVE Upgrade

Project Number: 22-PDA-001-18

Improvement Type: Machinery and Equipment

Division: 01-Police Department

Description: Purchase of WAVE upgrade for backup radios in the police dispatch.

Justification: Current WAVE computer and software is legacy. It is on a XP platform, which is no longer supported by Microsoft or CJIS. Current requirements are Win 7 or above. The WAVE system is our backup radio communications system. Previous software and hardware was purchased from JMARK Solutions out of Springfield, Mo, which has recommended to upgrade as it is currently 4 years old. The WAVE system will also migrate with MOSWIN.

Funding Source	2018	2019	2020	2021	2022	Totals
Capital Improvement Tax		\$15,000			\$15,000	\$30,000
Project Total						\$30,000



Automatic License Plate Reader (APLR)

Project Number: 22-PDA-002-18

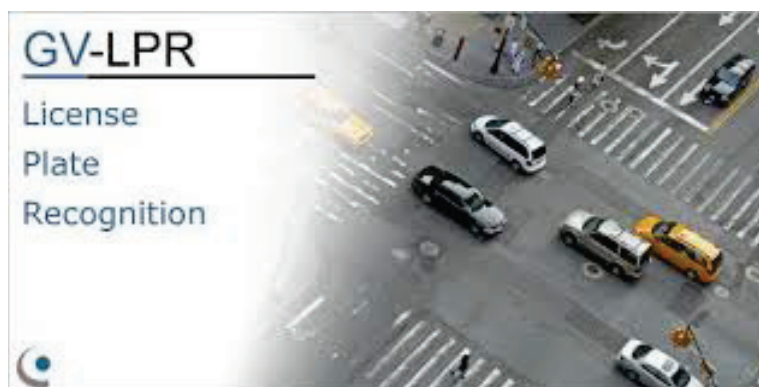
Improvement Type: Machinery and Equipment

Division: 01-Police Department

Description: Purchase of complete permanent LPR 4-camera system.

Justification: Ensures more plates are valid and registered to proper vehicle and assists officers in removing “tagged” vehicles off the street. The system reads license plates through four cameras and runs the plates through a variety of databases resulting with immediate responses to the officer. If the plate is “tagged” meaning is stolen or is wanted for any reason, the officer can immediately take action. In a 10-mile loop, the scan processed over 200 plates. Initial cost is \$22,000 with \$1,200 annual fee.

Funding Source	2018	2019	2020	2021	2022	Totals
Capital Improvement Tax			\$22,000			\$22,000
Project Total						\$22,000



Push To Talk Radio/Cellular Telephone

Project Number: 22-PDA-003-18

Improvement Type: Machinery and Equipment

Division: 01-Police Department

Description: Purchase of Samsung push to talk radio/cellular telephones.

Justification: Officers have been allowed to carry personal cell phones as a backup form of communications between each other and dispatch. This practice has given concern as to the amount of personal usage of these devices occurs while on duty and is not business related. This department related use is not reimbursed. A department issued cell phone would regulate this issue and eliminate the argument by officers for the need of personal cell phones for job related activities. Allowing the use of personal cell phones makes it difficult to document how often the officer is using their personally owned cell phone for personal calls on duty and could lead to abusing city time and decreased performance. If the need arises to view cell phone records for any purpose, the city provided cell phone records are in house and available without dispute.

Funding Source	2018	2019	2020	2021	2022	Totals
Capital Improvement Tax	\$11,000	\$11,000	\$11,000	\$11,000		\$44,000
Project Total						\$44,000



Patrol Fleet Vehicle Awning

Project Number: 22-PDA-004-18

Improvement Type: Machinery and Equipment

Division: 01-Police Department

Description: A structure to protect parked patrol cars from weather related elements.

Justification: The police department fleet vehicles when not in use are parked in the rear parking lot exposed to the elements. This environment allows snow and ice to accumulate on the vehicle in the winter and exposes them to potential hail damage during severe weather. During the winter months on duty officers while inside the police department for even a short time during inclement weather will have to clean the windshield before being able to respond to a call unless the car is left running. A solution would be to construct an awning structure. This awning area, 140' X 30' would cover the 12 patrol vehicle parking area. The cost is based on an estimated \$25.00 per square foot and is subject to architectural design.

Funding Source	2018	2019	2020	2021	2022	Totals
Capital Improvement Tax	\$80,000					
Project Total						\$80,000



Purchasing and Warehouse Division

Overview

Warehouse and Purchasing provides for the purchasing and receipt of freight deliveries, as well as stocking and maintaining the inventory of parts for various divisions of the City.

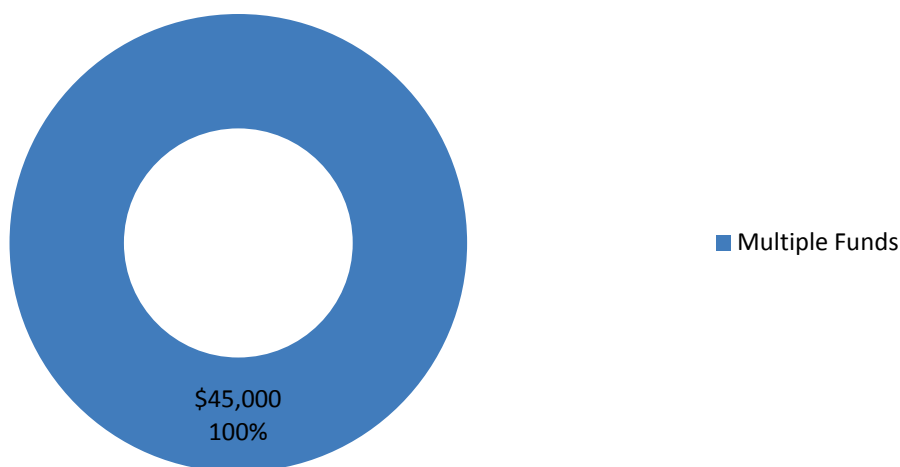
Funding

Capital improvement projects for the Purchasing and Warehouse Division are funded using revenues from multiple funds.

Projects

Capital projects for the Purchasing and Warehouse Division are based on needs anticipated by staff.

Purchasing and Warehouse



Purchasing and Warehouse Division

Replacement Forklift for Warehouse

Project Number: 99-PRW-001-18

Improvement Type: Machinery and Equipment

Division: 60-Purchasing and Warehouse

Description: Purchase of new LPG Fuel 9000lb Fork Truck with 5' forks.

Justification: The current 8000Lb Clark Forklift with 48" length forks operated within the warehouse was purchased in 1998. Over the past 18 years the Clark lift has shown heavy use and wear on the lift. Recommending upgrade to 9000 lb lift, mass side shift and fork hydraulic shift, backup mirrors, backup alarm, strobe light.

Funding Source	2018	2019	2020	2021	2022	Totals
Multiple Funds	\$45,000					\$45,000
Project Total						\$45,000



Overview

The Street Division is responsible for pedestrian, bicycle, and automotive transportation networks in the City. It provides for the maintenance and expansion of transportation needs of our citizens such as: repair and maintenance of existing public roads, sidewalk improvements, and other upgrades to local transportation system. Capital improvements associated with this division include street surface treatments, operating equipment purchases, and other maintenance needs.

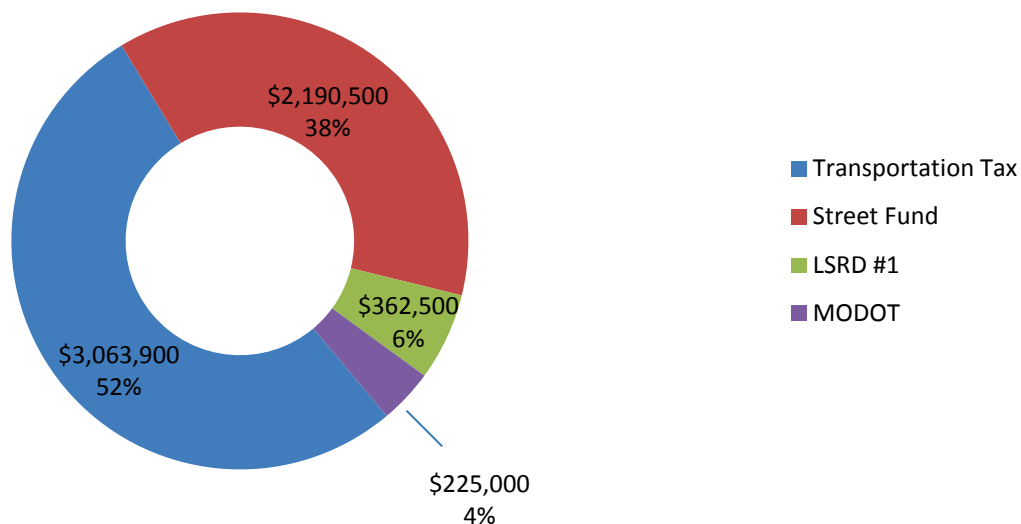
Funding

Capital improvement projects for the Street Division are funded using revenues from the transportation tax, state gas and motor vehicle tax, grants, and cooperative plans with other taxing jurisdictions such as MODOT and the Lebanon Special Road District #1. Some projects are identified as specifically using transportation tax dollars in an effort to provide further transparency with regard to how this vital tax is used in capital planning.

Projects

Capital projects for the Street Division are based on a combination of the adopted Street Master Plan, staff identified needs, ongoing maintenance requirements, citizen desires, and requests from the City Council.

Project Funding Sources



Millcreek Road Improvements

Project Number: 08-STR-002-16

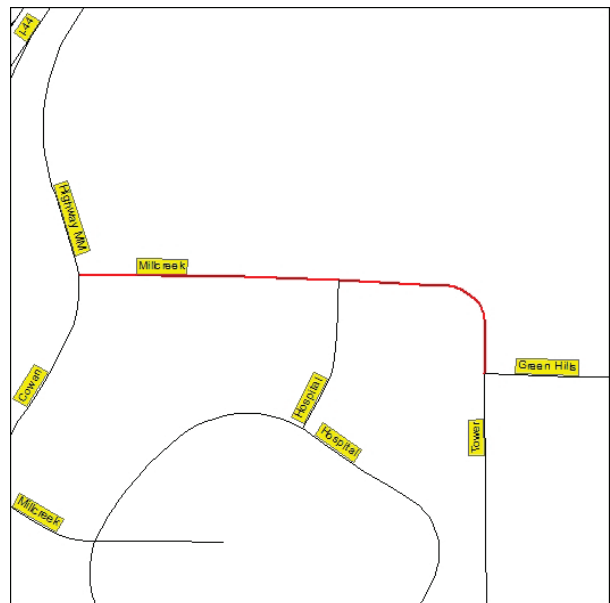
Improvement Type: Land and Land Improvements

Division: 08-Street

Description: Construct 1,400 linear feet of new 28 foot wide street with curb and gutter and storm sewer from Green Hills Road to Hwy. MM

Justification: The current pavement inspection shows the pavement to be in poor to failing condition on the Pavement Condition Index. Reconstruction of Millcreek Road will address the street surface condition, and will also address the street width and storm water issues in the area. These improvements have been identified in the Street Master Plan.

Funding Source	2018	2019	2020	2021	2022	Totals
Street Fund			\$175,000			\$175,000
Project Total						\$175,000



Three Quarter Ton 4X4 Pickup Truck Replacements

Project Number: 08-STR-005-16

Improvement Type: Machinery and Equipment

Division: 08-Street

Description: Purchase of three new three-quarter ton 4 x 4 pickups to replace 2001 and 2002 model units.

Justification: Three quarter ton pickups are used to transport personnel, tools, and equipment to jobsites. Pickups being replaced are approaching the end of service life and in line with the City Capitalization policy.

Funding Source	2018	2019	2020	2021	2022	Totals
Street Fund	\$35,000	\$35,000	\$35,000			\$105,000
Project Total						\$105,000



Three Quarter Ton Pickup Truck Replacements

Project Number: 08-STR-006-16

Improvement Type: Machinery and Equipment

Division: 08-Street

Description: Purchase of two new three-quarter ton 2 x 4 pickups to replace 2001 model units.

Justification: Three quarter ton pickups are used to transport personnel, tools, and equipment to jobsites. Pickups being replaced are approaching the end of service life and in line with the City Capitalization policy. Replace with three quarter ton pickups with utility beds.

Funding Source	2018	2019	2020	2021	2022	Totals
Street Fund	\$70,000					\$70,000
Project Total						\$70,000



Truck Mounted Striping Machine

Project Number: 08-STR-008-16


Improvement Type: Machinery and Equipment

Division: 08-Street

Description: Purchase of a new truck mounted striping machine to replace a 2006 model unit.

Justification: A truck mounted striping machine is place traffic safety paint on street surfaces. The truck mounted striping machine being replaced is approaching the end of expected life.

Funding Source	2018	2019	2020	2021	2022	Totals
Street Fund			\$35,000			\$35,000
Project Total						\$35,000



Traffic Control Improvements at the Intersection of South Hwy 5 and West Fremont

Project Number: 08-STR-013-17

Improvement Type: Machinery and Equipment

Department: 08-Street

Description: Make needed improvements for traffic control at this intersection. Study to determine best approach for improvements for traffic control at this location.

Justification: Traffic control improvements are needed due to times of peak traffic causing congestion at this intersection. Funding is through a partnership with Missouri Department of Transportation.

Funding Source	2018	2019	2020	2021	2022	Totals
Street Fund	\$75,000					\$75,000
MODOT	\$75,000					\$75,000
Project Total						\$150,000



Tandem Axle Dump Truck

Project Number: 08-STR-008-17

Improvement Type: Machinery and Equipment

Division: 08-Street

Description: Purchase of new tandem axle dump trucks to replace a 2002 model unit and two 2006 model units.

Justification: Tandem axle dump trucks are used to haul dirt, haul aggregate, plow snow, and to spread de-icing materials. Tandem axle dump trucks being replaced are approaching the end of expected life.

Funding Source	2018	2019	2020	2021	2022	Totals
Street Fund	\$140,000				\$290,000	\$430,000
Project Total						\$430,000



Trailer

Project Number: 08-STR-014-17

Improvement Type: Machinery and Equipment

Division: 08-Street

Description: Purchase of a new trailer to replace a 1995 model unit.

Justification: This trailer is used to haul a skid steer loader to jobsites. The trailer being replaced is approaching the end of expected life.

Funding Source	2018	2019	2020	2021	2022	Totals
Street Fund	\$10,000					\$10,000
Project Total						\$10,000



Single Axle Dump Truck

Project Number: 08-STR-017-17

Improvement Type: Machinery and Equipment

Division: 08-Street

Description: Purchase of a new single axle dump truck to replace a 1996 model unit.

Justification: A single axle dump truck is used to haul dirt, aggregate, asphalt, and plow snow. The single axle dump truck being replaced is approaching the end of expected life.

Funding Source	2018	2019	2020	2021	2022	Totals
Street Fund		\$120,000				\$120,000
Project Total						\$120,000



Mowing Tractor

Project Number: 08-STR-018-17

Improvement Type: Machinery and Equipment

Division: 08-Street

Description: Purchase of a new tractor to replace a 1995 model unit.

Justification: This tractor is used for mowing along City streets and right of way. The tractor being replaced is approaching the end of expected life.

Funding Source	2018	2019	2020	2021	2022	Totals
Street Fund			\$35,000			\$35,000
Project Total						\$35,000



Rock Rake Skid Steer Attachment

Project Number: 08-STR-019-17

Improvement Type: Machinery and Equipment

Division: 08-Street

Description: Purchase of a new rock rake attachment for a skid steer loader to replace a 2005 model unit.

Justification: A rock rake attachment for a skid steer loader is used to rake topsoil on dirt work and landscaping projects. The rock rake attachment being replaced is approaching the end of expected life.

Funding Source	2018	2019	2020	2021	2022	Totals
Street Fund	\$10,000					\$10,000
Project Total						\$10,000



Track Loader

Project Number: 08-STR-020-17

Improvement Type: Machinery and Equipment

Division: 08-Street

Description: Purchase of a new track loader to replace a 2000 model unit.

Justification: Track loaders are used for excavation, grading, and material loading on street and storm drainage projects. The track loader being replaced is approaching the end of expected life. Staff anticipates trading in the unit being replaced and a 1999 unit to help defray purchase cost of the new unit.

Funding Source	2018	2019	2020	2021	2022	Totals
Street Fund		\$200,000				\$200,000
Trade-In of Existing Equipment		\$50,000				\$50,000
Project Total						\$250,000



Springfield Road Overlay

Project Number: 08-STR-003-18

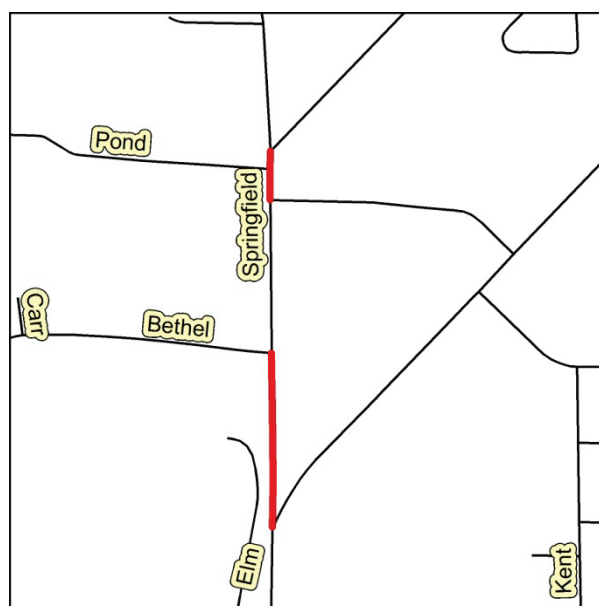
Improvement Type: Land and Land Improvements

Division: 08-Street

Description: Mill and replace 2,118 linear feet of Springfield Road from Commercial Street to Hayes Street and from Bethel Road to Owens Drive. The Commercial Street to Hayes Street section will need a 2 inch overlay, while the Bethel Road to Owens Drive section needs a 4 inch overlay.

Justification: The current pavement condition shows the pavement to be in 10 to 49 ranges, very poor to fair condition, on the Pavement Condition Index. This approach to rehabilitation of Springfield Road will reduce pavement distresses, maintain surface geometrics, reduce noise levels, and improve the service life of the street.

Funding Source	2018	2019	2020	2021	2022	Totals
Transportation Sales Tax	\$80,000					\$80,000
Project Total						\$80,000



Van Buren Avenue Overlay

Project Number: 08-STR-004-18

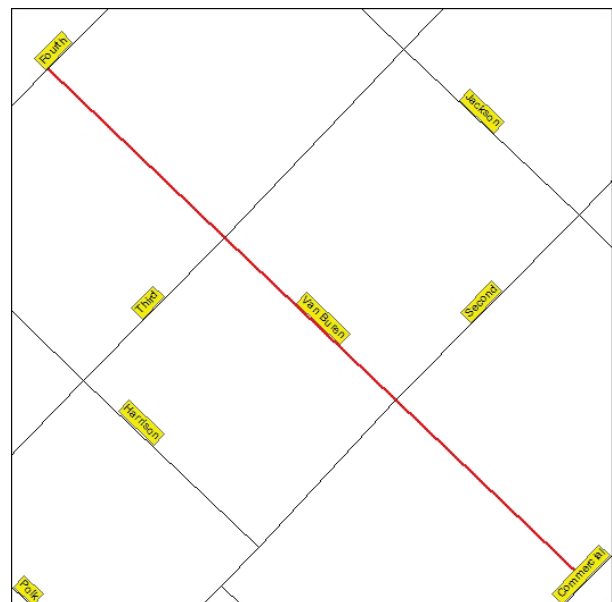
Improvement Type: Land and Land Improvements

Division: 08-Street

Description: Mill existing asphalt pavement and replace with new asphalt pavement 1,416 linear feet of Van Buren Avenue from Commercial Street to Fourth Street.

Justification: The current pavement condition shows the pavement to be in 25 to 39 ranges, poor condition, on the Pavement Condition Index. This approach to rehabilitation of Van Buren Avenue will reduce pavement distresses; improve the service life of the street, without significant disruption of the subsurface of the road.

Funding Source	2018	2019	2020	2021	2022	Totals
Transportation Sales Tax	\$52,000					\$52,000
Project Total						\$52,000



East Fowler Drive Improvements

Project Number: 08-STR-005-18

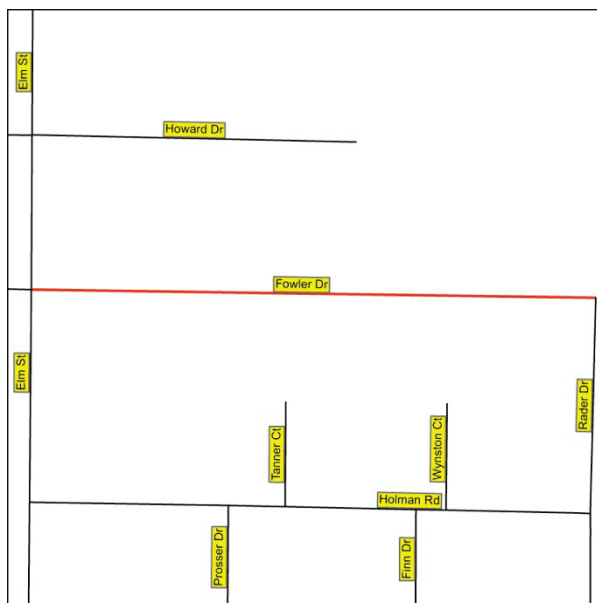
Improvement Type: Land and Land Improvements

Division: 08-Street

Description: Overlay of existing asphalt pavement on 1,295 linear feet of East Fowler Drive from Elm Street to Rader Drive.

Justification: The current pavement condition shows the pavement to be in failing condition on the Pavement Condition Index. This approach to rehabilitation of East Fowler Drive will improve ride quality and reduce pavement distresses.

Funding Source	2018	2019	2020	2021	2022	Totals
Transportation Sales Tax	\$40,000					\$40,000
Project Total						\$40,000



Tower Road Asphalt Overlay

Project Number: 08-STR-006-18

Improvement Type: Land and Land Improvements

Division: 08-Street

Description: Mill existing asphalt pavement and replace with new asphalt pavement 1319ft of Tower Road from Highway 32 to Gresham Lane.

Justification: Overlay of new asphalt pavement is needed to improve the paved surface of Tower Road. Current street inspection shows the existing pavement condition in very poor condition on the Pavement Condition Index. Funding is via a partnership with Lebanon Special Road District #1.

Funding Source	2018	2019	2020	2021	2022	Totals
LSRD #1	\$65,000					\$65,000
Project Total						\$65,000



Crack Sealer Machine

Project Number: 08-STR-007-18

Improvement Type: Machinery and Equipment

Division: 08-Street

Description: Purchase of a new crack sealer machine to replace a 1998 model unit.

Justification: A crack seal machine is used to seal cracks in the asphalt surface of pavement. The crack sealer machine being replaced is approaching the end of expected life.

Funding Source	2018	2019	2020	2021	2022	Totals
Street Fund			\$50,000			\$50,000
Project Total						\$50,000



Backhoe

Project Number: 08-STR-008-18

Improvement Type: Machinery and Equipment

Division: 08-Street

Description: Purchase of a new backhoe to replace a 2008 model unit.

Justification: A backhoe is used to excavate ditches, haul and load material, and remove snow. The backhoe being replaced is approaching the end of expected life. Staff anticipates trading in the unit being replaced to help defray purchase cost of the new unit.

Funding Source	2018	2019	2020	2021	2022	Totals
Street Fund			\$80,000			\$80,000
Trade-In of Existing Equipment			\$15,000			\$15,000
Project Total						\$95,000



Bonnie Drive Improvements

Project Number: 08-STR-009-18

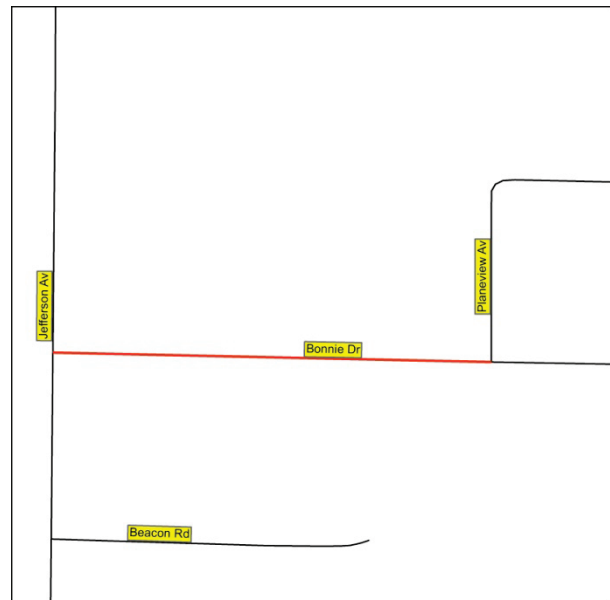
Improvement Type: Land and Land Improvements

Division: 08-Street

Description: Overlay of existing asphalt pavement on 830 linear feet of Bonnie Drive from Jefferson Avenue to Planeview Avenue.

Justification: The current pavement condition shows the pavement to be in failing condition on the Pavement Condition Index. This approach to rehabilitation of Bonnie Drive will improve ride quality and reduce pavement distresses.

Funding Source	2018	2019	2020	2021	2022	Totals
Transportation Sales Tax	\$38,000					\$38,000
Project Total						\$38,000



Owens Drive Improvements

Project Number: 08-STR-010-18

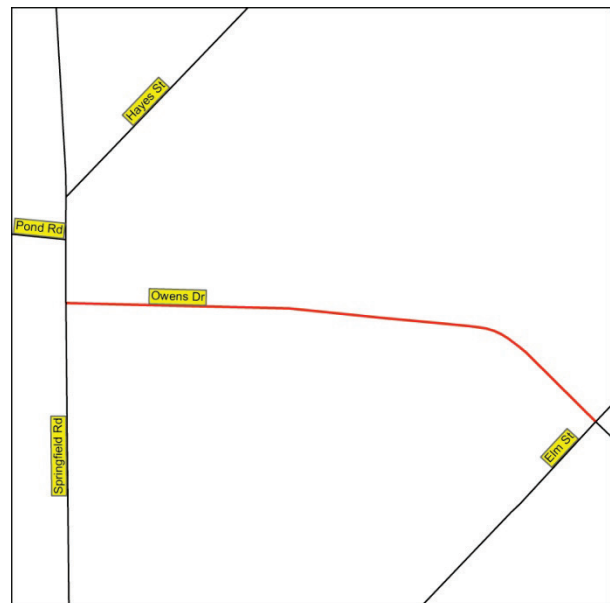
Improvement Type: Land and Land Improvements

Division: 08-Street

Description: Construct 1,075 linear feet of new 28 foot wide street with curb and gutter and storm sewer from Elm Street to Springfield Road.

Justification: The current pavement condition shows the pavement to be in failing condition on the Pavement Condition Index. This approach to rehabilitation of Owens Drive will address the street surface condition, and will also address the street width and storm water issues in the area.

Funding Source	2018	2019	2020	2021	2022	Totals
Transportation Sales Tax	\$77,950					\$77,950
Project Total						\$77,950



Lake Drive Improvements

Project Number: 08-STR-011-18

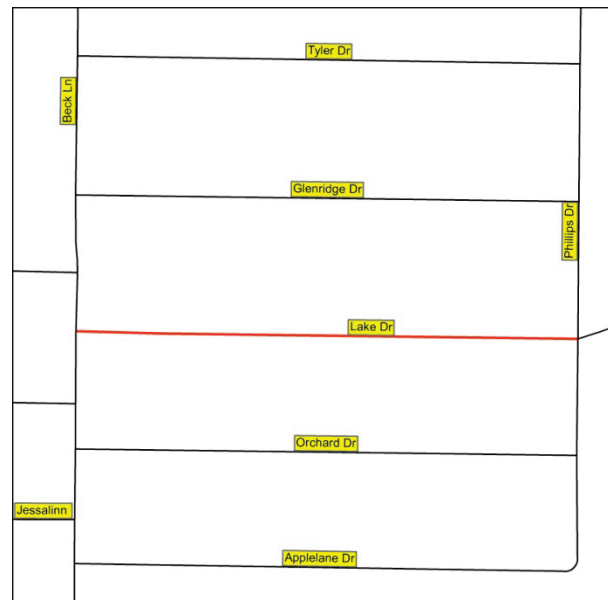
Improvement Type: Land and Land Improvements

Division: 08-Street

Description: Overlay of existing asphalt pavement on 1,188 linear feet of Lake Drive from Phillips Drive to Beck Lane.

Justification: The current pavement condition shows the pavement to be in fair condition on the Pavement Condition Index. This approach to rehabilitation of Lake Drive will improve ride quality and reduce pavement distresses.

Funding Source	2018	2019	2020	2021	2022	Totals
Transportation Sales Tax	\$49,000					\$49,000
Project Total						\$49,000



West Hayes Street Improvements

Project Number: 08-STR-012-18

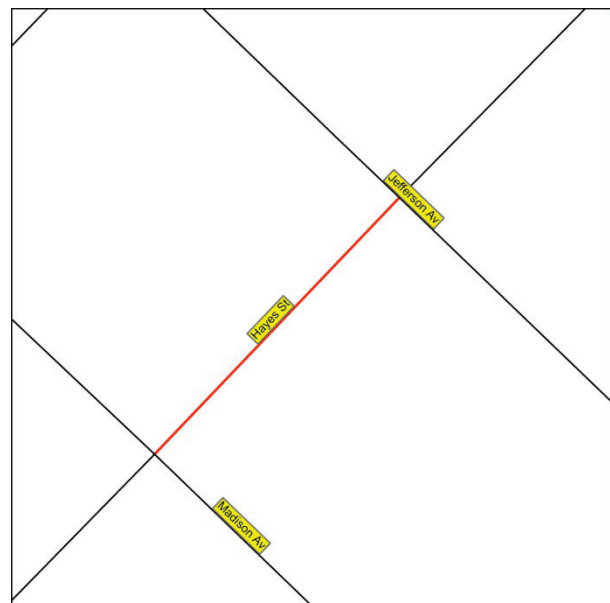
Improvement Type: Land and Land Improvements

Division: 08-Street

Description: Overlay of existing asphalt pavement on 405 linear feet of West Hayes Street from Jefferson Avenue to Madison Avenue.

Justification: The current pavement condition shows the pavement to be in failing condition on the Pavement Condition Index. This approach to rehabilitation of West Hayes Street will improve ride quality and reduce pavement distresses.

Funding Source	2018	2019	2020	2021	2022	Totals
Transportation Sales Tax					\$21,000	\$21,000
Project Total						\$21,000



Fourth Street Improvements

Project Number: 08-STR-013-18

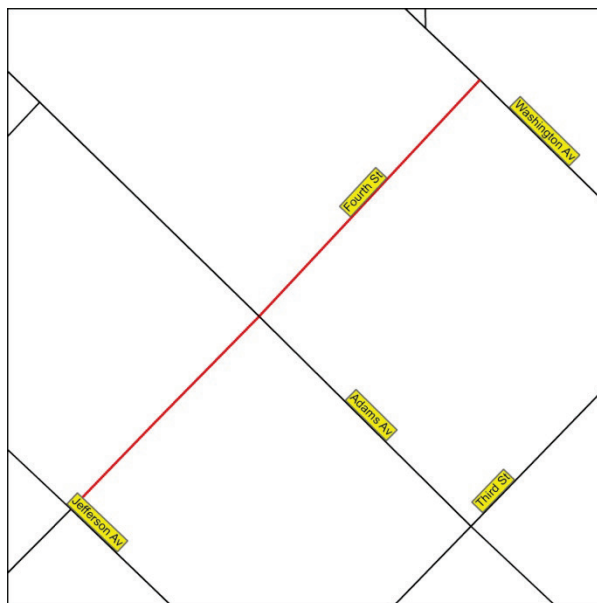
Improvement Type: Land and Land Improvements

Division: 08-Street

Description: Overlay of existing asphalt pavement on 890 linear feet of Fourth Street from Jefferson Avenue to Washington Avenue.

Justification: The current pavement condition shows the pavement to be in very poor condition on the Pavement Condition Index. This approach to rehabilitation of Fourth Street will improve ride quality and reduce pavement distresses.

Funding Source	2018	2019	2020	2021	2022	Totals
Transportation Sales Tax	\$39,000					\$39,000
Project Total						\$39,000



Copeland Drive Asphalt Overlay

Project Number: 08-STR-014-18

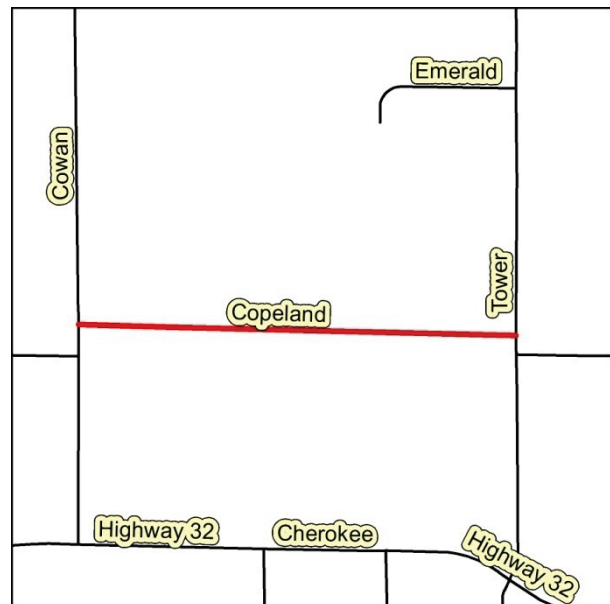
Improvement Type: Land and Land Improvements

Division: 08-Street

Description: Mill and replace 2,541 linear feet of Copeland Drive from Cowan Drive to Tower Road with 4 inch lift of new asphalt.

Justification: Current inspections show the existing pavement condition to be in the ten-to-low twenties range, very poor condition, on the Pavement Condition Index. Overlay of new asphalt is needed to reduce pavement distresses, maintain and provide longer-lasting service life for the street surfacing of Copeland Drive.

Funding Source	2018	2019	2020	2021	2022	Totals
Transportation Sales Tax	\$150,000					\$150,000
Project Total						\$150,000



Millcreek Road Improvements

Project Number: 08-STR-015-18

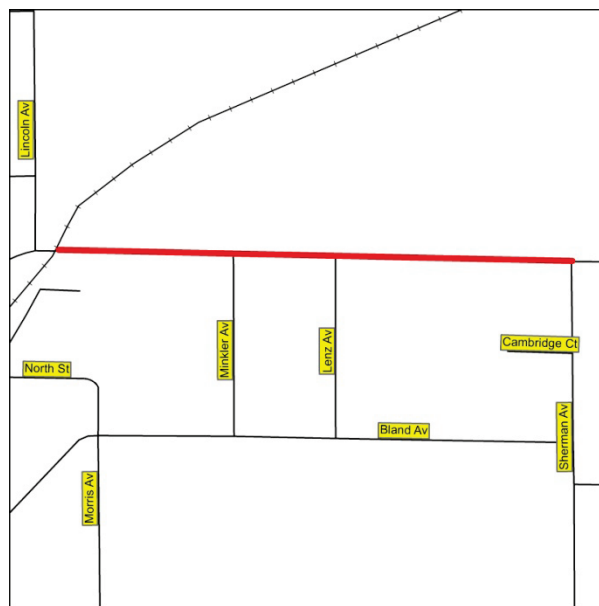

Improvement Type: Land and Land Improvements

Division: 08-Street

Description: Reconstruction of 1500 linear feet of new 28' wide street with curb and gutter and storm sewer.

Justification: Current inspections show the existing pavement condition to be in the low twenties-to-thirty range, very poor to poor condition, on the Pavement Condition Index. Millcreek Road reconstruction is due to needed improvements to street surface, street width, and storm sewer. These improvements have been identified in the Street Master Plan.

Funding Source	2018	2019	2020	2021	2022	Totals
Transportation Sales Tax	\$120,000					\$120,000
Project Total						\$120,000



Evergreen Parkway Asphalt Overlay

Project Number: 08-STR-001-19

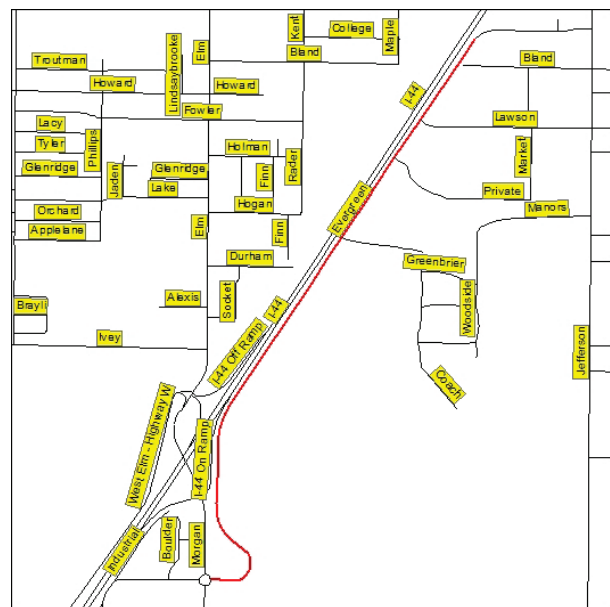
Improvement Type: Land and Land Improvements

Division: 08-Street

Description: Asphalt pavement overlay of 10,285 linear feet of Evergreen Parkway from Morgan Road to Jefferson Avenue.

Justification: The majority of the pavement on Evergreen Parkway is in failing condition on the Pavement Condition Index. This approach to rehabilitation will improve ride quality and reduce pavement distresses, while increasing the useful life of the roadway.

Funding Source	2018	2019	2020	2021	2022	Totals
Transportation Sales Tax		\$300,000				\$300,000
Project Total						\$300,000



Ostrich Drive Improvements

Project Number: 08-STR-002-19

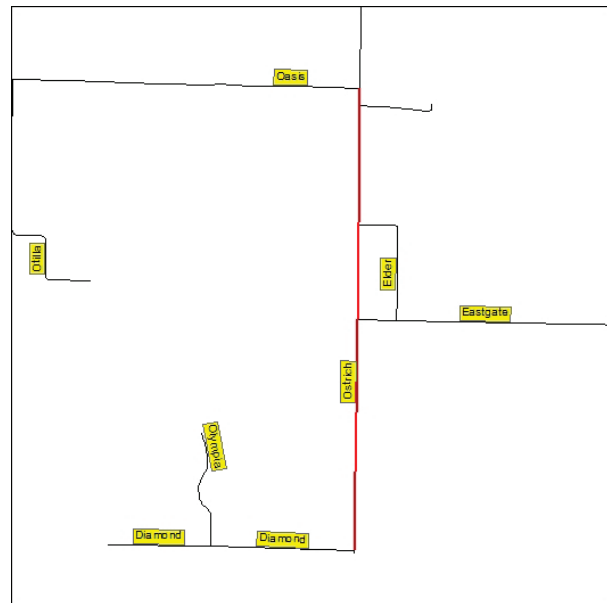
Improvement Type: Land and Land Improvements

Division: 08-Street

Description: Reconstruction of 4300 linear feet of new 28' wide street with curb and gutter and storm sewer.

Justification: Ostrich Drive reconstruction is due to needed improvements to street surface, street width, and storm sewer due to street flooding issues. These improvements have been identified in the Street Master Plan. Funding is via a Street Fund and Lebanon Special Road District Number 1.

Funding Source	2018	2019	2020	2021	2022	Totals
Transportation Sales Tax		\$237,500				\$237,500
LSRD #1		\$237,500				\$237,500
Project Total						\$475,000



Hoover Avenue

Project Number: 08-STR-003-19

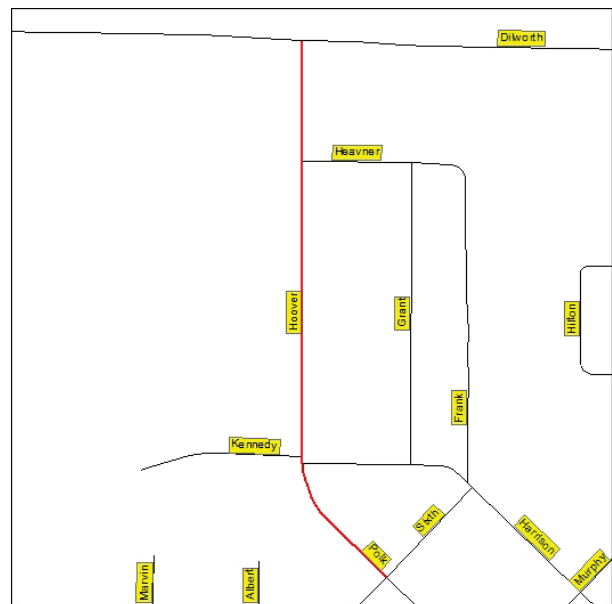
Improvement Type: Land and Land Improvements

Division: 08-Street

Description: Asphalt pavement overlay of 1283' of Hoover Avenue from Dilworth Road to Kennedy Street.

Justification: The majority of the pavement on Hoover Avenue is in very poor condition on the Pavement Condition Index. This approach to rehabilitation will improve ride quality and reduce pavement distresses, while increasing the useful life of the roadway.

Funding Source	2018	2019	2020	2021	2022	Totals
Transportation Sales Tax		\$32,500				\$32,500
Project Total						\$32,500



West Bland Road

Project Number: 08-STR-004-19

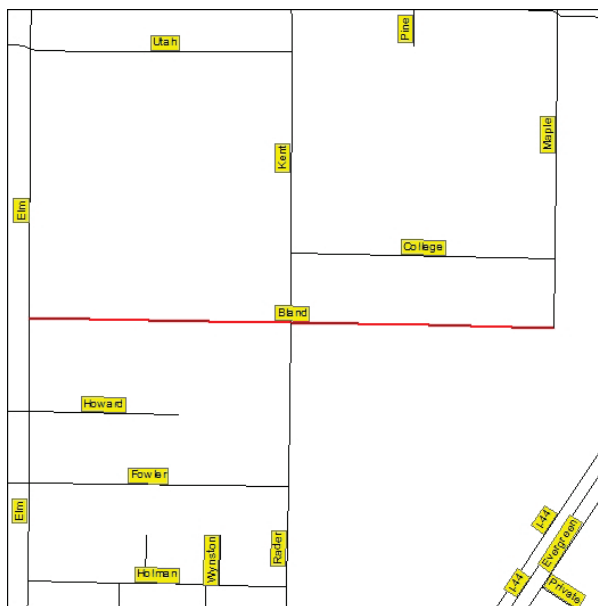
Improvement Type: Land and Land Improvements

Division: 08-Street

Description: Asphalt pavement overlay of 1300' of West Bland Road from Kent Drive to Elm Street. Perform an engineering study on the possibility of installing right in and right out lanes onto Evergreen Parkway.

Justification: The majority of the pavement on West Bland Road is in very poor condition on the Pavement Condition Index. This approach to rehabilitation will improve ride quality and reduce pavement distresses, while increasing the useful life of the roadway.

Funding Source	2018	2019	2020	2021	2022	Totals
Transportation Sales Tax		\$45,500				\$45,500
Project Total						\$45,500



Woodhill Drive Improvements

Project Number: 08-STR-005-19

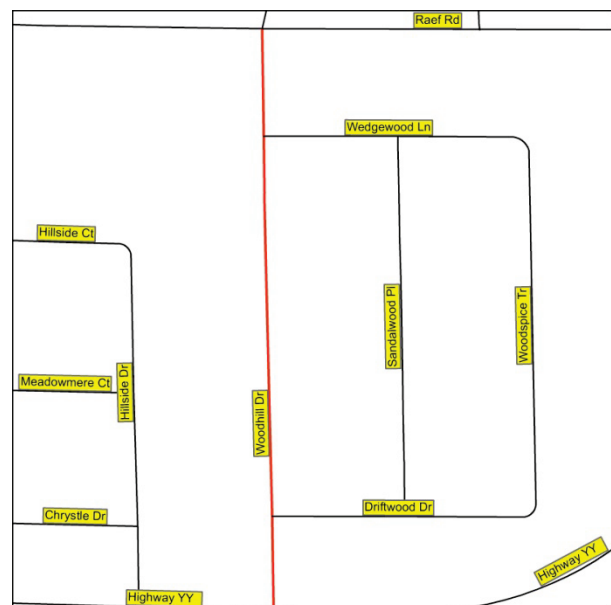

Improvement Type: Land and Land Improvements

Division: 08-Street

Description: Overlay of existing asphalt pavement on 1,320 linear feet of Woodhill Drive from Raef Road to Highway YY.

Justification: The current pavement condition shows the pavement to be in fair to poor condition on the Pavement Condition Index. This approach to rehabilitation of Woodhill Drive will improve ride quality and reduce pavement distresses.

Funding Source	2018	2019	2020	2021	2022	Totals
Transportation Sales Tax		\$52,000				\$52,000
Project Total						\$52,000



Hogan Drive Improvements

Project Number: 08-STR-006-19

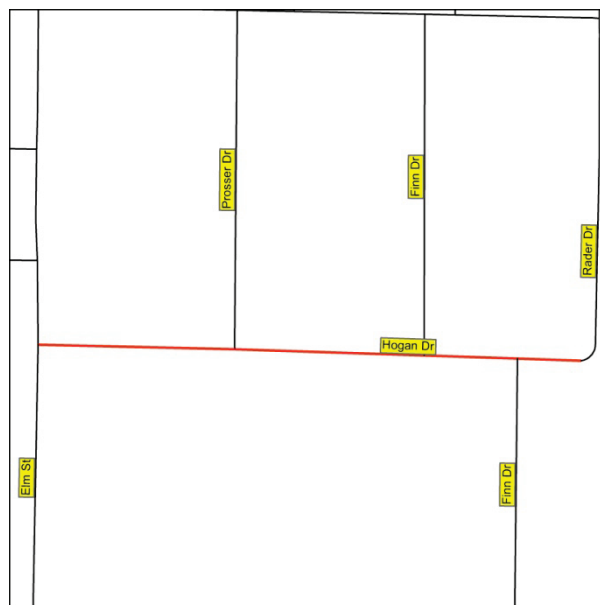
Improvement Type: Land and Land Improvements

Division: 08-Street

Description: Overlay of existing asphalt pavement on 1,285 linear feet of Hogan Drive from Elm Street to Rader Drive.

Justification: The current pavement condition shows the pavement to be in failing condition on the Pavement Condition Index. This approach to rehabilitation of Hogan Drive will improve ride quality and reduce pavement distresses.

Funding Source	2018	2019	2020	2021	2022	Totals
Transportation Sales Tax		\$40,000				\$40,000
Project Total						\$40,000



Snow Plow Attachment

Project Number: 08-STR-007-19

Improvement Type: Machinery and Equipment

Division: 08-Street

Description: Purchase of a new snow plow attachment for skid steer loader to replace a 2009 model unit.

Justification: A snow plow attachment for a skid steer loader is for snow removal. The snow plow attachment being replaced is approaching the end of expected life.

Funding Source	2018	2019	2020	2021	2022	Totals
Street Fund				\$7,500		\$7,500
Project Total						\$7,500



Drop Hammer Attachment

Project Number: 08-STR-008-19

Improvement Type: Machinery and Equipment

Division: 08-Street

Description: Purchase of a new drop hammer attachment for skid steer loader to replace a 2009 model unit.

Justification: A drop hammer attachment for a skid steer loader is to break up concrete and rock in excavation projects. The drop hammer attachment being replaced is approaching the end of expected life.

Funding Source	2018	2019	2020	2021	2022	Totals
Street Fund				\$5,500		\$5,500
Project Total						\$5,500



Road Grader

Project Number: 08-STR-009-19

Improvement Type: Machinery and Equipment

Division: 08-Street

Description: Purchase of new road grader to replace a 1994 model unit.

Justification: A road grader is used to grade streets, ditches, and remove snow. The road grader being replaced is approaching the end of expected life. Staff anticipates trading in the unit being replaced to help defray purchase cost of the new unit.

Funding Source	2018	2019	2020	2021	2022	Totals
Street Fund				\$200,000		\$200,000
Trade-In of Existing Equipment				\$20,000		\$20,000
Project Total						\$220,000



Madison Avenue Overlay

Project Number: 08-STR-001-20

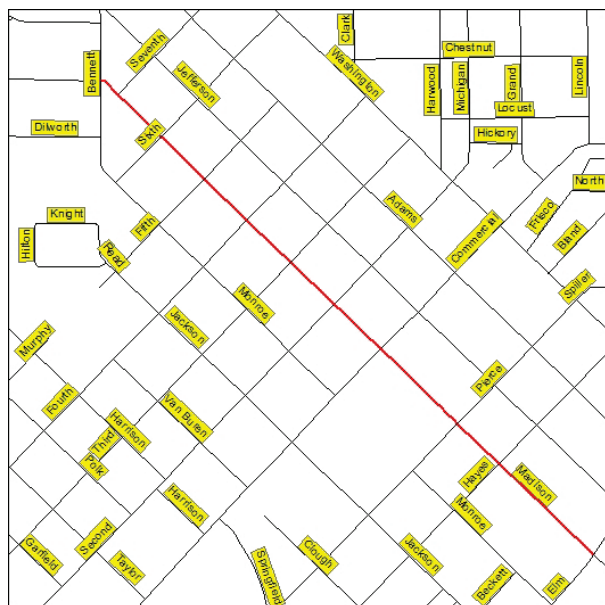
Improvement Type: Land and Land Improvements

Division: 08-Street

Description: Asphalt pavement overlay of 4,880' of Madison Avenue from Bennett Street to Commercial Street and from the Railroad Tracks to Elm Street.

Justification: The majority of the pavement on Madison Avenue is in poor to very poor condition on the Pavement Condition Index. This approach to rehabilitation will improve ride quality and reduce pavement distresses, while increasing the useful life of the roadway.

Funding Source	2018	2019	2020	2021	2022	Totals
Transportation Sales Tax			\$240,000			\$240,000
Project Total						\$240,000



Utah Street

Project Number: 08-STR-002-20

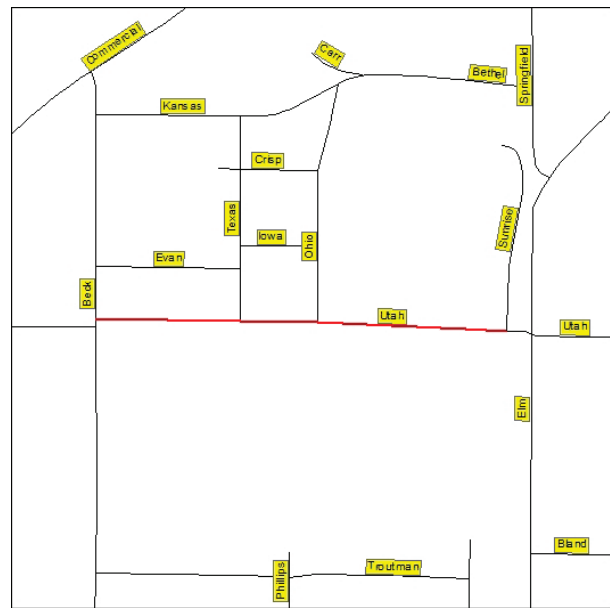
Improvement Type: Land and Land Improvements

Division: 08-Street

Description: Asphalt pavement overlay of 2500' of Utah Street from Beck Lane to Sunrise Road.

Justification: The majority of the pavement on Utah Street is in poor condition on the Pavement Condition Index. This approach to rehabilitation will improve ride quality and reduce pavement distresses, while increasing the useful life of the roadway.

Funding Source	2018	2019	2020	2021	2022	Totals
Transportation Sales Tax			\$68,000			\$68,000
Project Total						\$68,000



Kansas Avenue Improvements

Project Number: 08-STR-003-20

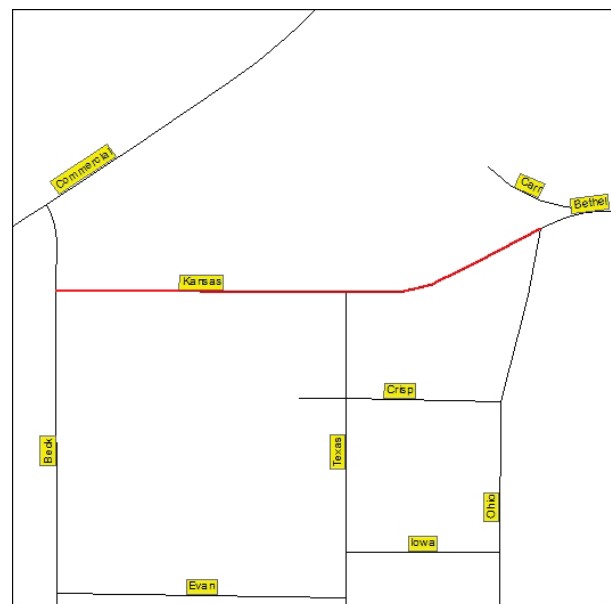
Improvement Type: Land and Land Improvements

Division: 08-Street

Description: Asphalt pavement overlay of 1526 linear feet of Kansas Avenue from Bethel Road to Beck Lane.

Justification: The pavement on Kansas Avenue is in failing condition on the Pavement Condition Index. This approach to rehabilitation will improve ride quality and reduce pavement distresses, while increasing the useful life of the roadway.

Funding Source	2018	2019	2020	2021	2022	Totals
Transportation Sales Tax			\$85,000			\$85,000
Project Total						\$85,000



Half Ton 4X4 Pickup Truck Replacements

Project Number: 08-STR-005-20

Improvement Type: Machinery and Equipment

Division: 08-Street

Description: Purchase of three new half-ton 4 x 4 pickups to replace 2005 model units.

Justification: Half-ton pickups are used to transport personnel, tools, and equipment to jobsites. Pickups being replaced are approaching the end of service life and in line with the City Capitalization policy.

Funding Source	2018	2019	2020	2021	2022	Totals
Street Fund			\$75,000			\$75,000
Project Total						\$75,000



Roller Compactor

Project Number: 08-STR-008-20

Improvement Type: Machinery and Equipment

Division: 08-Street

Description: Purchase of a new roller compactor to replace a 2000 model unit.

Justification: A roller compactor is used to roll and compact dirt and aggregate on street and storm drain projects. The roller compactor being replaced is approaching the end of expected life.

Funding Source	2018	2019	2020	2021	2022	Totals
Street Fund				\$40,000		\$40,000
Project Total						\$40,000



Semi Tractor

Project Number: 08-STR-009-20

Improvement Type: Machinery and Equipment

Division: 08-Street

Description: Purchase of a used semi tractor to replace a 2000 model unit.

Justification: A semi tractor is used to transport heavy equipment to jobsites. The semi tractor being replaced is approaching the end of expected life.

Funding Source	2018	2019	2020	2021	2022	Totals
Street Fund					\$120,000	\$120,000
Project Total						\$120,000



Excavator

Project Number: 08-STR-010-20

Improvement Type: Machinery and Equipment

Division: 08-Street

Description: Purchase of a new excavator to replace 2005 model unit.

Justification: An excavator is used to excavate materials on street and storm drainage projects. The excavator being replaced is approaching the end of expected life. Staff anticipates trading in the unit being replaced to help defray purchase cost of the new unit.

Funding Source	2018	2019	2020	2021	2022	Totals
Street Fund				\$200,000		\$200,000
Trade-In of Existing Equipment				\$25,000		\$25,000
Project Total						\$225,000



Skid Steer Loader

Project Number: 08-STR-011-20

Improvement Type: Machinery and Equipment

Division: 08-Street

Description: Purchase of a new skid steer loader to replace a 2010 model unit.

Justification: A skid steer loader is used to excavate, grade, remove snow, and do dirt work on projects. The skid steer loader being replaced is approaching the end of expected life. Staff anticipates trading in the unit being replaced to help defray purchase cost of the new unit.

Funding Source	2018	2019	2020	2021	2022	Totals
Street Fund			\$45,000			\$45,000
Trade-In of Existing Equipment			\$10,000			\$10,000
Project Total						\$55,000



Walk Behind Striping Machine

Project Number: 08-STR-012-20

Improvement Type: Machinery and Equipment

Division: 08-Street

Description: Purchase of a new walk behind striping machine to replace a 2010 model unit.

Justification: A walk behind striping machine is used to apply traffic safety paint to crosswalks and parking spaces. The walk behind striping machine being replaced is approaching the end of expected life.

Funding Source	2018	2019	2020	2021	2022	Totals
Street Fund				\$3,000		\$3,000
Project Total						\$3,000



Ohio Street Improvements

Project Number: 08-STR-013-20

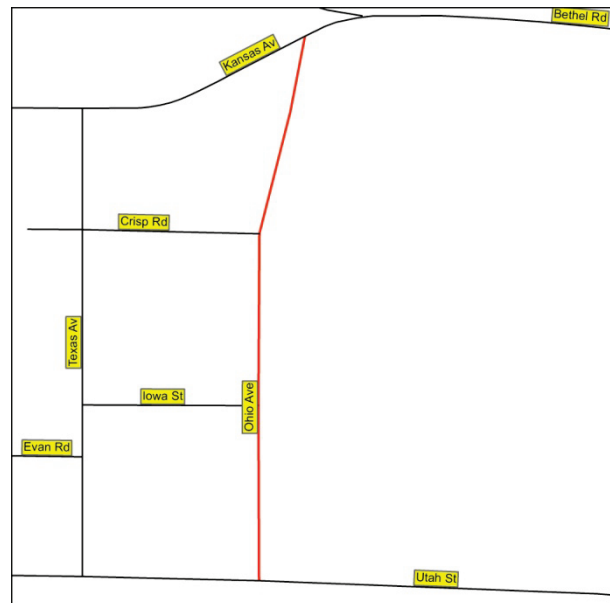
Improvement Type: Land and Land Improvements

Division: 08-Street

Description: Asphalt pavement overlay of 1470 linear feet of Ohio Street from Kansas Avenue to Utah Street.

Justification: The pavement on Ohio Street is in very poor to failing condition on the Pavement Condition Index. This approach to rehabilitation will improve ride quality and reduce pavement distresses, while increasing the useful life of the roadway.

Funding Source	2018	2019	2020	2021	2022	Totals
Transportation Sales Tax			\$33,000			\$33,000
Project Total						\$33,000



Texas Street Improvements

Project Number: 08-STR-014-20

Improvement Type: Land and Land Improvements

Division: 08-Street

Description: Asphalt pavement overlay of 1255 linear feet of Texas Street from Kansas Avenue to Utah Street.

Justification: The pavement on Texas Street is in poor to failing condition on the Pavement Condition Index. This approach to rehabilitation will improve ride quality and reduce pavement distresses, while increasing the useful life of the roadway.

Funding Source	2018	2019	2020	2021	2022	Totals
Transportation Sales Tax			\$28,500			\$28,500
Project Total						\$28,500



Iowa Street Improvements

Project Number: 08-STR-015-20

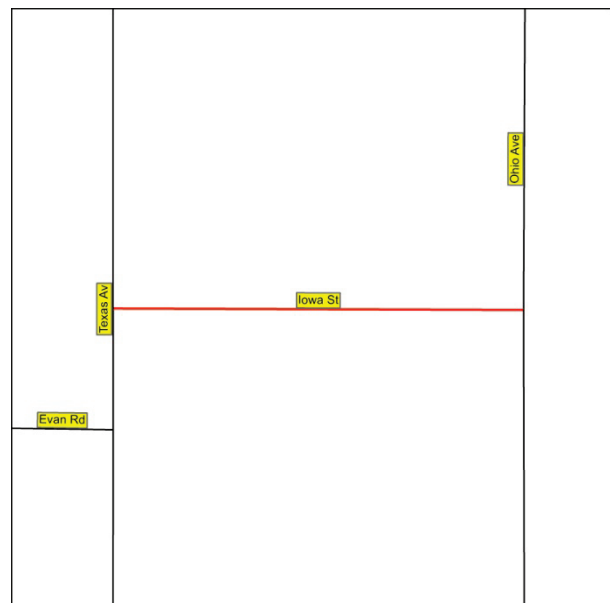
Improvement Type: Land and Land Improvements

Division: 08-Street

Description: Asphalt pavement overlay of 470 linear feet of Iowa Street from Texas Street to Ohio Street.

Justification: The pavement on Iowa Street is in failing condition on the Pavement Condition Index. This approach to rehabilitation will improve ride quality and reduce pavement distresses, while increasing the useful life of the roadway.

Funding Source	2018	2019	2020	2021	2022	Totals
Transportation Sales Tax			\$11,000			\$11,000
Project Total						\$11,000



Crisp Road Improvements

Project Number: 08-STR-016-20

Improvement Type: Land and Land Improvements

Division: 08-Street

Description: Asphalt pavement overlay of 470 linear feet of Crisp Road from Texas Street to Ohio Street.

Justification: The pavement on Crisp Road is in failing condition on the Pavement Condition Index. This approach to rehabilitation will improve ride quality and reduce pavement distresses, while increasing the useful life of the roadway.

Funding Source	2018	2019	2020	2021	2022	Totals
Transportation Sales Tax			\$11,000			\$11,000
Project Total						\$11,000



Second Street Surface Treatment

Project Number: 08-STR-017-20

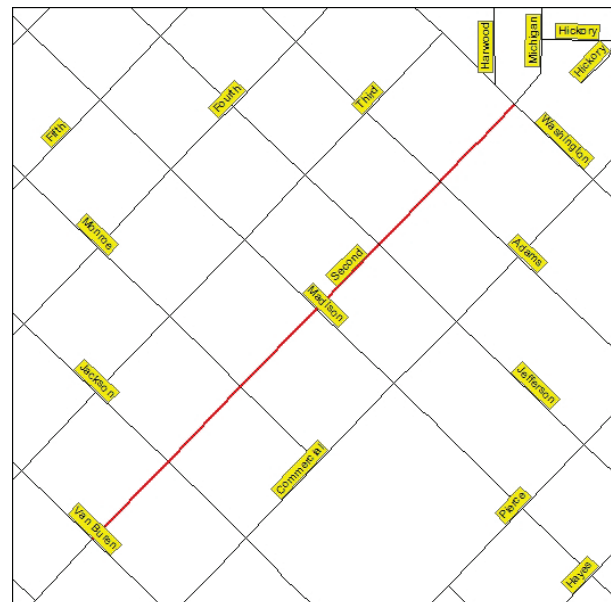
Improvement Type: Land and Land Improvements

Division: 08-Street

Description: Chip and Seal surface treatment of 2733 linear feet of Second Street from Van Buren Avenue to Washington Avenue.

Justification: This section of the pavement on Second Street ranges from poor to good condition on the Pavement Condition Index. Chip and Seal surface treatment is needed to protect the paved surface of Second Street.

Funding Source	2018	2019	2020	2021	2022	Totals
Transportation Sales Tax			\$25,000			\$25,000
Project Total						\$25,000



Mountrose Street Improvements

Project Number: 08-STR-001-21

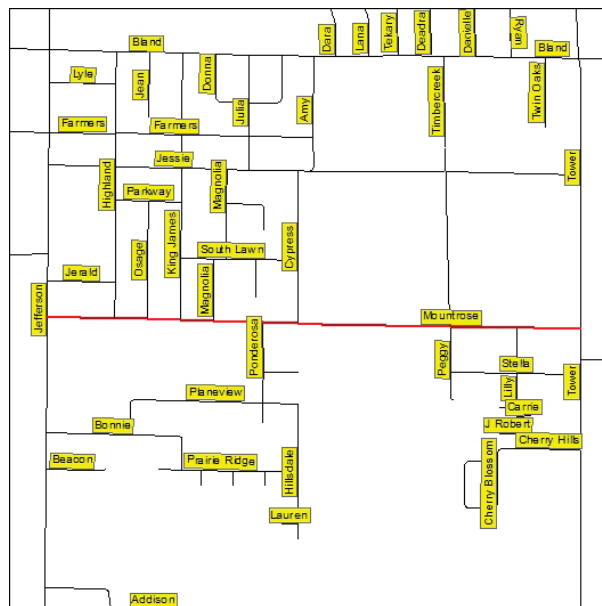
Improvement Type: Land and Land Improvements

Division: 08-Street

Description: Widening to 22 linear feet and asphalt overlay of 5,280ft of Mountrose Street from MO Hwy. 5 to Tower Road with curb and gutter and storm sewer.

Justification: Mountrose Street improvements are needed to address street surface, storm drainage system, and street width.

Funding Source	2018	2019	2020	2021	2022	Totals
Transportation Sales Tax				\$275,000		\$275,000
Project Total						\$275,000



Harwood Avenue Surface Treatment

Project Number: 08-STR-002-21

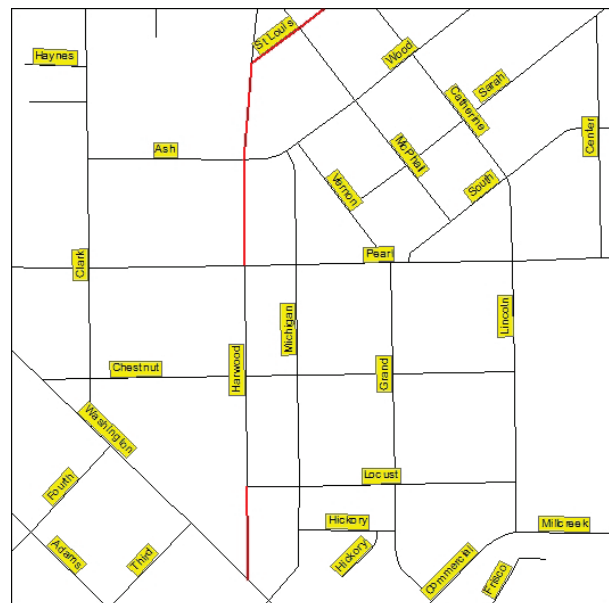
Improvement Type: Land and Land Improvements

Division: 08-Street

Description: Chip and Seal surface treatment of 852 linear feet of Harwood Avenue from Pearl Street to St. Louis Street and 388 linear feet from Washington Avenue to Locust Street.

Justification: This section of the pavement on Harwood Avenue is in fair to good condition on the Pavement Condition Index. Chip and Seal surface treatment is needed to protect the paved surface of Harwood Avenue.

Funding Source	2018	2019	2020	2021	2022	Totals
Transportation Sales Tax				\$10,400		\$10,400
Project Total						\$10,400



Tower Road Surface Treatment

Project Number: 08-STR-003-21

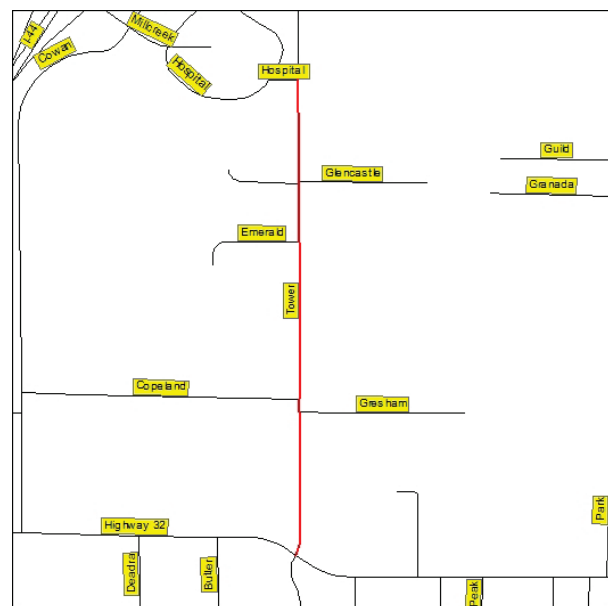
Improvement Type: Land and Land Improvements

Division: 08-Street

Description: Chip and Seal surface treatment of 2820 linear feet of Tower Road from Copeland Drive to Hospital Drive.

Justification: This section of the pavement on Tower Road is in fair to poor condition on the Pavement Condition Index. Chip and Seal surface treatment is needed to protect the paved surface of Tower Road.

Funding Source	2018	2019	2020	2021	2022	Totals
Transportation Sales Tax				\$17,000		\$17,000
Project Total						\$17,000



Raef Road Surface Treatment

Project Number: 08-STR-004-21

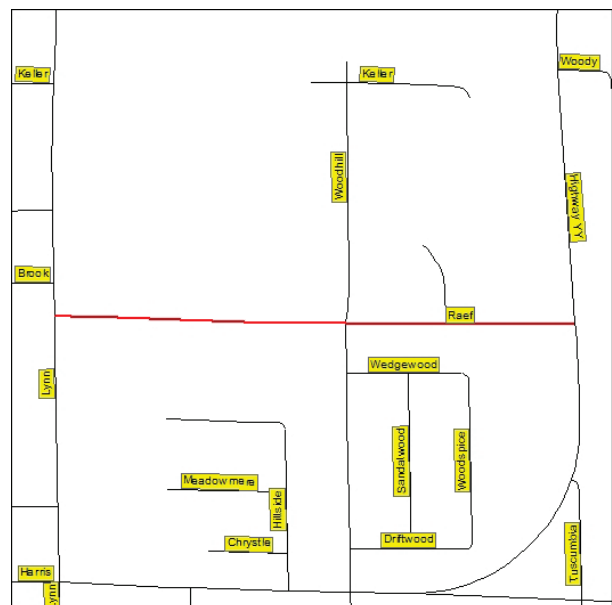
Improvement Type: Land and Land Improvements

Division: 08-Street

Description: Chip and Seal surface treatment of 2580 linear feet of Raef Road from Highway YY to Lynn Street.

Justification: The majority of the pavement on Raef Road is in fair condition on the Pavement Condition Index. Chip and Seal surface treatment is needed to protect the paved surface of Raef Road.

Funding Source	2018	2019	2020	2021	2022	Totals
Transportation Sales Tax				\$12,250		\$12,250
Project Total						\$12,250



East Fremont Asphalt Overlay

Project Number: 08-STR-005-21

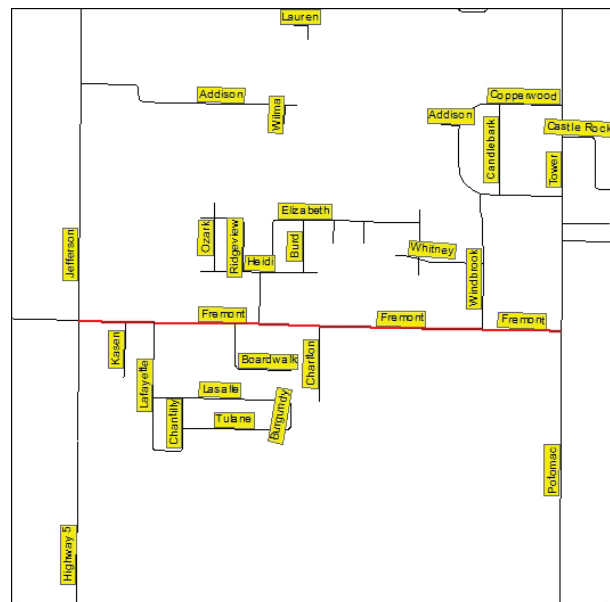
Improvement Type: Land and Land Improvements

Division: 08-Street

Description: Mill existing asphalt pavement and replace with new asphalt pavement on 5253 linear feet of Fremont Road from Tower Road to Jefferson Avenue.

Justification: This section of the pavement on Fremont ranges from very poor to fair condition on the Pavement Condition Index. Overlay of new asphalt pavement is needed to improve the paved surface of Fremont Road. Funding is via a Street Fund and Lebanon Special Road District Number 1 partnership.

Funding Source	2018	2019	2020	2021	2022	Totals
Transportation Sales Tax				\$60,000		\$60,000
LSRD #1				\$60,000		\$60,000
Project Total						\$120,000



Adams Avenue Improvements

Project Number: 08-STR-006-21

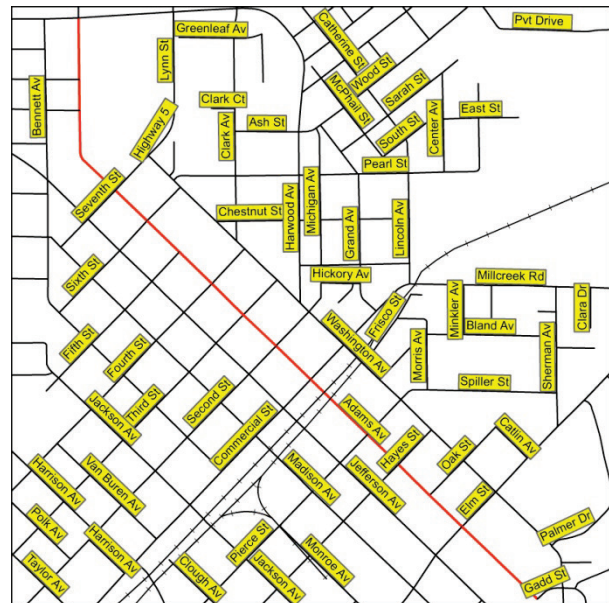
Improvement Type: Land and Land Improvements

Division: 08-Street

Description: Overlay of existing asphalt pavement on 2,708 linear feet of Adams Avenue from Fourth Street to the Railroad Tracks and Elm Street to Gadd Street. Surface Treatment on 5,221 linear feet of existing asphalt pavement from Brice Street to Fourth Street and the Railroad Tracks to Elm Street.

Justification: The pavement on Adams Avenue ranges from very poor to very good condition on the Pavement Condition Index. This approach to rehabilitation of Adams Avenue will improve ride quality and reduce pavement distresses.

Funding Source	2018	2019	2020	2021	2022	Totals
Transportation Sales Tax				\$125,000		\$125,000
Project Total						\$125,000



Lake Drive Surface Treatment

Project Number: 08-STR-007-21

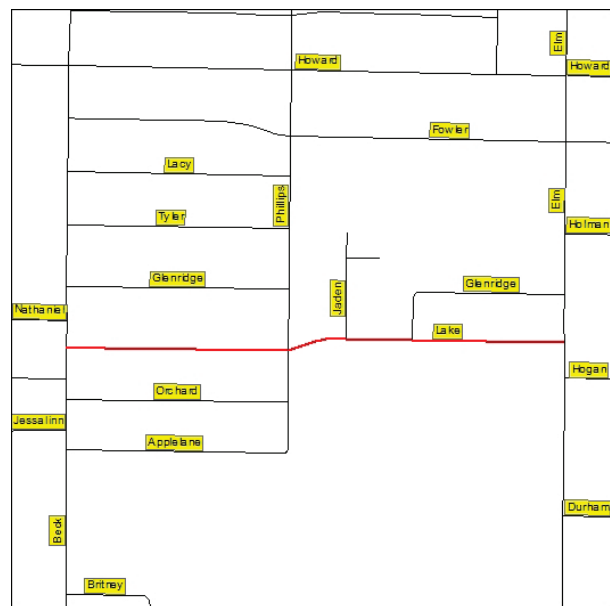
Improvement Type: Land and Land Improvements

Division: 08-Street

Description: Chip and Seal surface treatment of 1,500 linear feet of Lake Drive from Elm Street to Phillips Drive.

Justification: This section of the pavement on Lake Drive is in fair to very good condition on the Pavement Condition Index. Chip and Seal surface treatment is needed to protect the paved surface of Lake Drive.

Funding Source	2018	2019	2020	2021	2022	Totals
Transportation Sales Tax	\$18,400					\$18,400
Project Total						\$18,400



Harris Lane Surface Treatment

Project Number: 08-STR-008-21

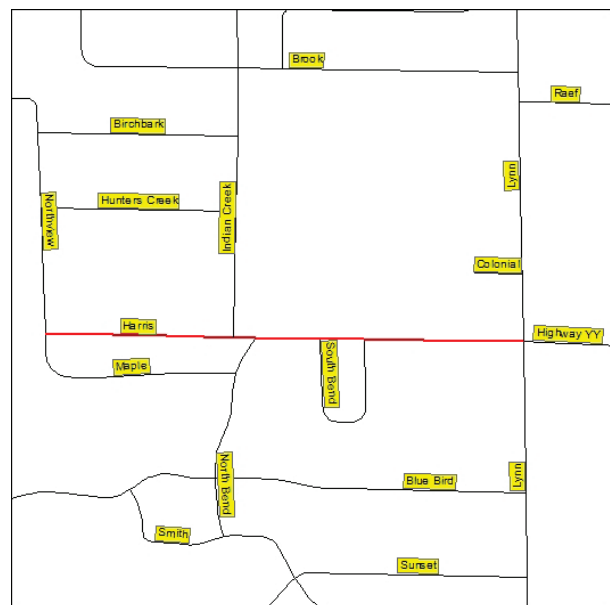
Improvement Type: Land and Land Improvements

Division: 08-Street

Description: Chip and Seal surface treatment of 2520 linear feet of Harris Lane from Northview Street to Lynn Street.

Justification: The majority of the pavement on Harris Lane is in good condition on the Pavement Condition Index. Chip and Seal surface treatment is needed to protect the paved surface of Harris Lane.

Funding Source	2018	2019	2020	2021	2022	Totals
Transportation Sales Tax				\$17,000		\$17,000
Project Total						\$17,000



Rolling Hills Road Surface Treatment

Project Number: 08-STR-009-21

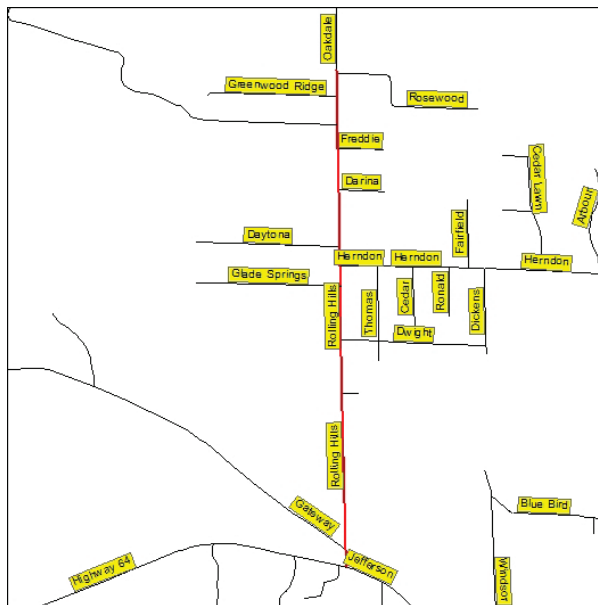
Improvement Type: Land and Land Improvements

Division: 08-Street

Description: Chip and Seal surface treatment of 4630 linear feet of Rolling Hills Road from Jefferson Avenue to Rosewood Drive.

Justification: The majority of the pavement on Rolling Hills Road ranges from fair to good condition on the Pavement Condition Index. Chip and Seal surface treatment is needed to protect the paved surface of Rolling Hills Road.

Funding Source	2018	2019	2020	2021	2022	Totals
Transportation Sales Tax				\$27,700		\$27,700
Project Total						\$27,700



Herndon Road Surface Treatment

Project Number: 08-STR-010-21

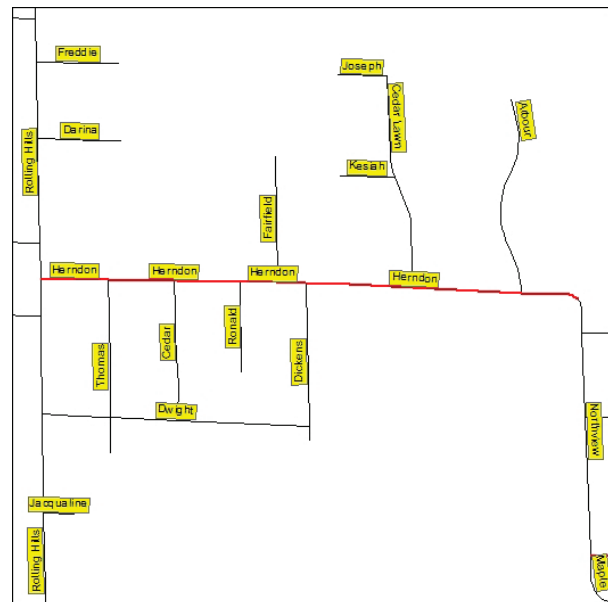
Improvement Type: Land and Land Improvements

Division: 08-Street

Description: Chip and Seal surface treatment of 2670 linear feet of Herndon Road from Rolling Hills Road to Northview Street.

Justification: The majority of the pavement on Herndon Road is in fair condition on the Pavement Condition Index. Chip and Seal surface treatment is needed to protect the paved surface of Herndon Road.

Funding Source	2018	2019	2020	2021	2022	Totals
Transportation Sales Tax				\$13,200		\$13,200
Project Total						\$13,200



Jackson Avenue Surface Treatment

Project Number: 08-STR-011-21

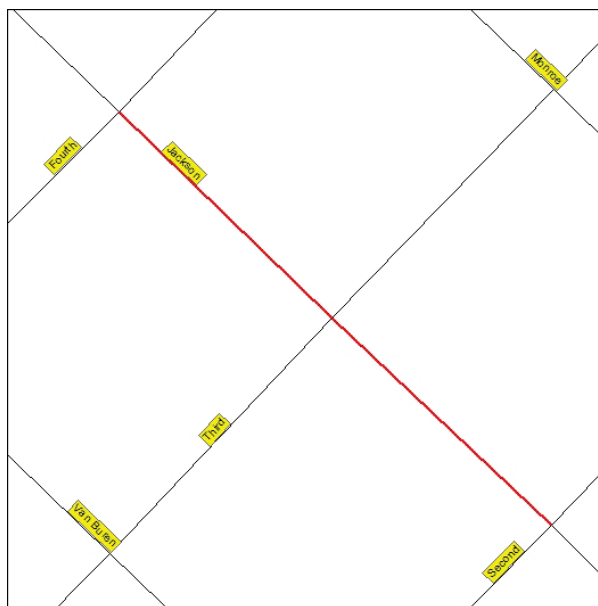
Improvement Type: Land and Land Improvements

Division: 08-Street

Description: Chip and Seal surface treatment of 1416 linear feet of Jackson Avenue from Commercial Street to Fourth Street.

Justification: The pavement on Jackson Avenue is in poor condition on the Pavement Condition Index. Chip and Seal surface treatment is needed to protect the paved surface of Jackson Avenue.

Funding Source	2018	2019	2020	2021	2022	Totals
Transportation Sales Tax				\$10,500		\$10,500
Project Total						\$10,500



Windbrook Lane Improvements

Project Number: 08-STR-012-21


Improvement Type: Land and Land Improvements

Division: 08-Street

Description: Overlay of existing asphalt pavement on 1,487 linear feet of Windbrook Lane from Fremont Road to the Copperwood Drive.

Justification: The pavement on Windbrook Lane is in very poor condition on the Pavement Condition Index. This approach to rehabilitation of Windbrook Lane will improve ride quality and reduce pavement distresses.

Funding Source	2018	2019	2020	2021	2022	Totals
Transportation Sales Tax				\$54,000		\$54,000
Project Total						\$54,000



Bethel Road Asphalt Overlay

Project Number: 08-STR-013-21

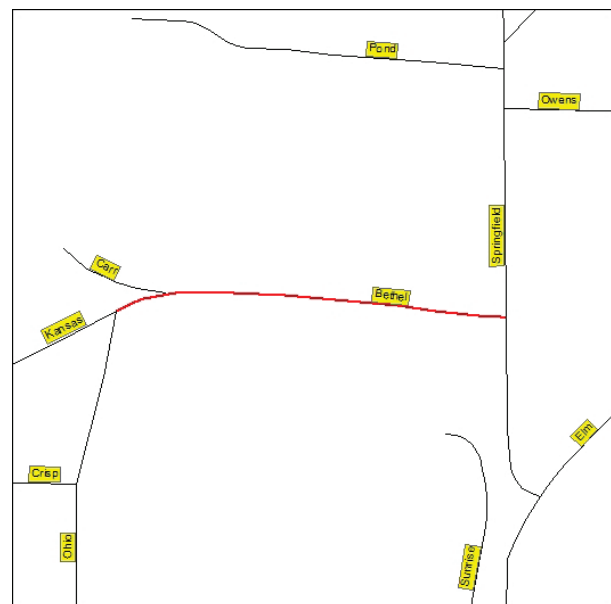
Improvement Type: Land and Land Improvements

Division: 08-Street

Description: Asphalt pavement overlay of 1200' of Bethel Road from Springfield Road to Ohio Street.

Justification: The majority of the pavement on Bethel Road is in very poor condition on the Pavement Condition Index. This approach to rehabilitation will improve ride quality and reduce pavement distresses, while increasing the useful life of the roadway.

Funding Source	2018	2019	2020	2021	2022	Totals
Transportation Sales Tax					\$43,500	\$43,500
Project Total						\$43,500



Howard Drive Surface Treatment

Project Number: 08-STR-014-21

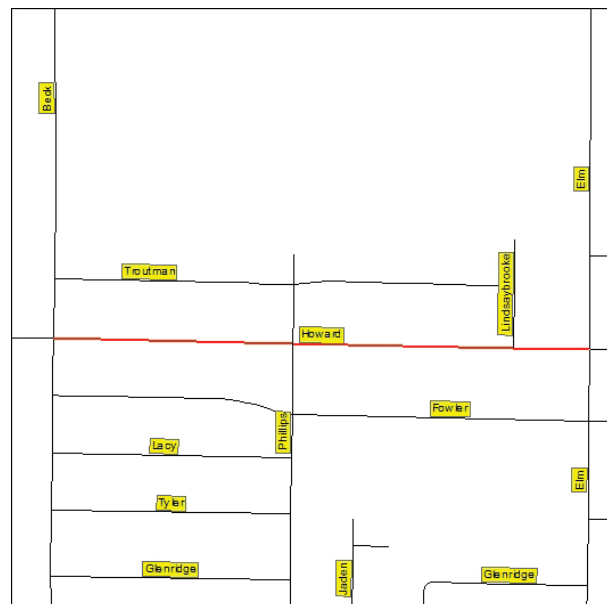
Improvement Type: Land and Land Improvements

Division: 08-Street

Description: Chip and Seal surface treatment of 2666 linear feet of Howard Drive from Elm Street to Beck Lane.

Justification: The pavement on Howard Drive ranges from fair to failing condition on the Pavement Condition Index. Chip and Seal surface treatment is needed to protect the paved surface of Howard Drive.

Funding Source	2018	2019	2020	2021	2022	Totals
Transportation Sales Tax				\$13,500		\$13,500
Project Total						\$13,500



Traffic Signal Installation at the Intersection of Tower Road and Hwy. 32

Project Number: 08-STR-015-21

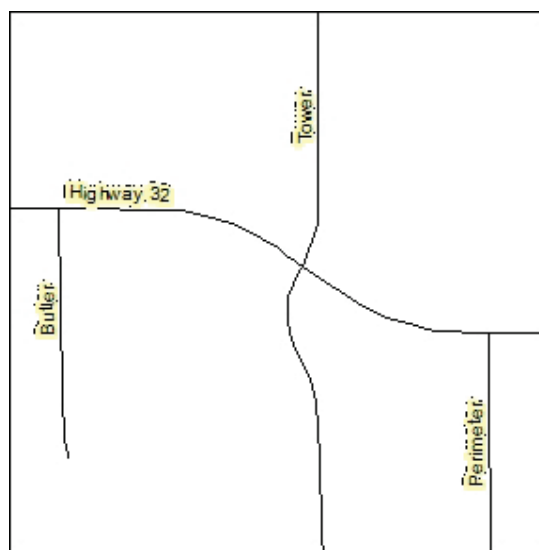
Improvement Type: Machinery and Equipment

Division: 08-Street

Description: Traffic signal installation at this intersection.

Justification: Traffic signal installation has been previously identified by the Missouri Dept. of Transportation as needed at this intersection due to traffic volume and roadway configuration. Funding is through a partnership with Missouri Department of Transportation.

Funding Source	2018	2019	2020	2021	2022	Totals
Transportation Sales Tax					\$75,000	\$75,000
MODOT					\$75,000	\$75,000
Project Total						\$150,000



Traffic Control Improvements at the Intersection of Hwy MM, Cowan Drive, and Millcreek

Project Number: 08-STR-016-21

Improvement Type: Machinery and Equipment

Division: 08-Street

Description: Make needed improvements for traffic control at this intersection. Study to determine best approach for improvements for traffic control at this location.

Justification: Traffic control improvements are needed due to times of peak traffic causing congestion at this intersection. Funding is through a partnership with Missouri Department of Transportation.

Funding Source	2018	2019	2020	2021	2022	Totals
Transportation Sales Tax					\$75,000	\$75,000
MODOT					\$75,000	\$75,000
Project Total						\$150,000



East Bland Road Surface Treatment

Project Number: 08-STR-017-21

Improvement Type: Land and Land Improvements

Division: 08-Street

Description: Chip and Seal surface treatment of 2930 linear feet of East Bland Road from Amy Drive to Tower Road

Justification: The majority of the pavement on East Bland Road is in good condition on the Pavement Condition Index. Chip and Seal surface treatment is needed to protect the paved surface of East Bland Road.

Funding Source	2018	2019	2020	2021	2022	Totals
Transportation Sales Tax					\$21,000	\$21,000
Project Total						\$21,000



Elm Street Surface Treatment

Project Number: 08-STR-001-22

Improvement Type: Land and Land Improvements

Division: 08-Street

Description: Slurry seal surface treatment of 10,050 linear feet of Elm Street from Ivey Lane to Jefferson Avenue

Justification: The majority of the pavement on Elm Street is in very good condition on the Pavement Condition Index. Slurry seal surface treatment will be needed to protect the paved surface on Elm Street.

Funding Source	2018	2019	2020	2021	2022	Totals
Transportation Sales Tax					\$277,500	\$277,500
Project Total						\$277,500



Roller Compactor

Project Number: 08-STR-002-22

Improvement Type: Machinery and Equipment

Division: 08-Street

Description: Purchase of a new roller compactor to replace a 2004 model unit.

Justification: A roller compactor is used to roll and compact dirt and aggregate on street and storm drain projects. The roller compactor being replaced is approaching the end of expected life.

Funding Source	2018	2019	2020	2021	2022	Totals
Street Fund					\$85,000	\$85,000
Project Total						\$85,000



Asphalt Milling Attachment

Project Number: 08-STR-003-22

Improvement Type: Machinery and Equipment

Division: 08-Street

Description: Purchase of a new asphalt milling attachment for a skid steer loader to replace an existing unit.

Justification: An asphalt milling attachment for a skid steer loader is used to remove asphalt for street repair and construction projects. The asphalt milling attachment being replaced is approaching the end of expected life.

Funding Source	2018	2019	2020	2021	2022	Totals
Street Fund					\$20,000	\$20,000
Project Total						\$20,000



Hydro-Seeder

Project Number: 08-STR-004-22

Improvement Type: Machinery and Equipment

Division: 08-Street

Description: Purchase of a new hydro-seeder and mulching machine to replace an existing unit.

Justification: A hydro-seeder and mulching machine is used to apply grass seed and mulch to dirt surfaces on dirt work and landscaping projects. The hydro-seeder and mulching machine being replaced is approaching the end of expected life.

Funding Source	2018	2019	2020	2021	2022	Totals
Street Fund					\$10,000	\$10,000
Project Total						\$10,000



Walk Behind Asphalt Saw

Project Number: 08-STR-005-22

Improvement Type: Machinery and Equipment

Division: 08-Street

Description: Purchase of a new walk behind asphalt saw to replace an existing unit.

Justification: A walk behind asphalt saw is used to saw asphalt and concrete on street repair and construction projects. The walk behind asphalt saw being replaced is approaching the end of expected life.

Funding Source	2018	2019	2020	2021	2022	Totals
Street Fund					\$5,000	\$5,000
Project Total						\$5,000



Plate Compactor

Project Number: 08-STR-006-22

Improvement Type: Machinery and Equipment

Division: 08-Street

Description: Purchase of a new plate compactor to replace an existing unit.

Justification: A plate compactor is used to compact dirt and aggregate on street repair and construction projects. The plate compactor being replaced is approaching the end of expected life.

Funding Source	2018	2019	2020	2021	2022	Totals
Street Fund					\$1,500	\$1,500
Project Total						\$1,500



Overview

Tourism is responsible for providing marketing and educational opportunities for the many events and visitors to the Lebanon area. This is accomplished through both conventional and non-conventional marketing channels.

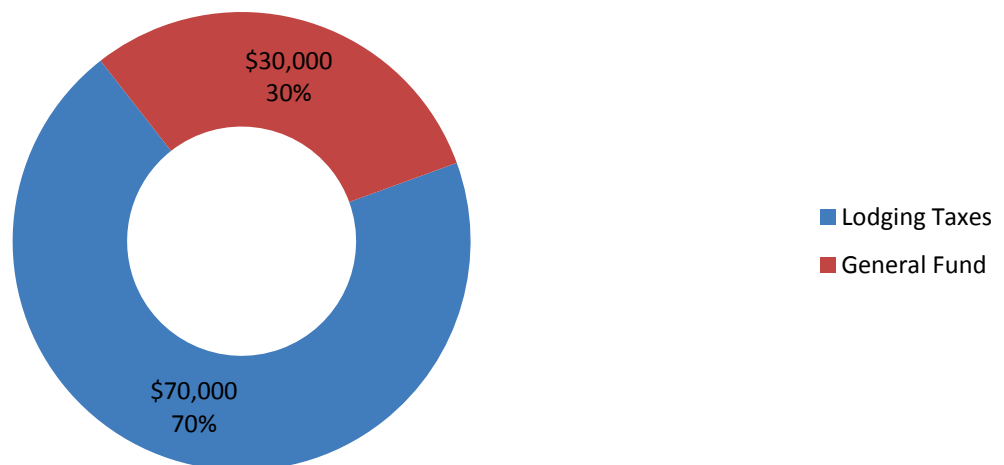
Funding

Capital improvement projects for the Tourism Department are funded primarily through the lodging tax paid by hoteliers located in Lebanon. Certain projects may be funded out of the General Fund as well.

Projects

Capital projects for Tourism are based on a combination of staff identified needs and requests from the Tourism Advisory Committee.

Project Funding Sources



Wayfinding Signs

Project Number: 01-TRM-001-19


Improvement Type: Furniture and Office Equipment

Division: 40-Tourism

Description: Purchase and installation of a series of wayfinding signs along major roads within the city.

Justification: Lebanon sees significant visitor traffic each year, and as the community expands its offerings to those visitors, it is important to provide easy to understand signage to help them see our growing number of attractions, such as the Route 66 Park at Boswell, the Route 66 Museum, and our Downtown Business District.

Funding Source	2018	2019	2020	2021	2022	Totals
General Fund		\$30,000				\$30,000
Project Total						\$30,000



Tourism Department

New Tourism Website

Project Number: 40-TRM-001-22

Improvement Type: Furniture and Office Equipment

Division: 40-Tourism

Description: The creation and implementation of a fully functional visitation website and mobile application to use as tools to promote interest and educate visitors of local attractions.

Justification: Tourism for Lebanon and the surrounding area is steadily growing each year and to keep up with the demand for information and continued interest in the area a tool is needed that is easily adjusted to that changing climate. More functionality and adaptability is needed than the current website allows for.

Funding Source	2018	2019	2020	2021	2022	Totals
Lodging Taxes					\$70,000	\$70,000
Project Total						\$70,000



Capital Improvement Tax Utilization FY 2018 - 2022

Project Number	Project Name	2018	2019	2020	2021	2022
22-APT-001-17	Airport Tractor	\$46,000				
22-CBN-004-17	Campsites at Fairgrounds	\$52,000				
22-CCC-006-14	Replacement of HVAC Units	\$240,000			\$50,000	
22-CCC-023-17	Civic Center Signage	\$70,000				
22-CCC-002-15	Mill, Overlay, and Restripe: CCC Parking Lot	\$35,000	\$80,000	\$20,000	\$20,000	
22-CCC-006-16	Replace CCC Forklift		\$45,000			
22-CCC-007-16	Upgrade Office Sound System	\$30,000				
22-CCC-009-16	Upgrade Theater Sound System		\$30,000			
22-CCC-002-17	Comprehensive Repair Plan for CCC Roof	\$159,000	\$70,000	\$150,000	\$80,000	
22-CCC-003-17	Replace Theater Carpet	\$25,000				
22-CCC-004-17	Glass Store Front at YMCA/CCC Junction	\$12,000				
22-CCC-005-17	Upgrade Theater Stage Lights	\$40,000	\$20,000			
22-CCC-001-20	Addition of Dressing Rooms and Concession Area for CCC Exhibition Hall			\$750,000		
22-CCC-001-22	Replacement of Gas Fired Pool Heater					\$30,000
22-CCC-002-22	Upgrade of UV System for CCC Pool					\$15,000
22-CCC-003-22	Rebuild Paddock Water Filter for CCC Pool					\$40,000
22-CDC-001-18	Replacement of Staff Vehicles	\$35,000		\$20,000		\$20,000
99-DBD-002-18	Lebanon Farmers Market Pavilion	\$5,000				
22-FDE-003-14	Replacement of Staff Fleet Vehicles	\$35,000			\$25,000	
22-FDE-003-15	Fire Apparatus	\$450,000				
22-FDE-002-17	Mobile Traffic Light Controllers	\$18,000	\$18,000	\$18,000	\$18,000	\$18,000
22-FDE-003-17	Bulletproof Vest	\$4,800				
22-FDE-001-18	Secondary Dispatch Circuit	\$20,000				
22-FDE-001-19	Updating Hydraulic Rescue Tools		\$60,000			
22-FDE-002-19	Bay Floors of Fire Station 1		\$16,000			
99-FDE-001-16	Fire Station #3	\$1,120,000				
99-FDE-002-16	Training Tower	\$450,000				
22-FMS-001-18	Skid Steer with Attachments	\$60,000				
22-FMS-002-18	Elm Street Christmas Decorations	\$4,900				
22-FMS-003-18	Replace HVAC Units at City Hall	\$7,000	\$15,000	\$8,000		
22-FMS-004-18	Replace HVAC Units at Mills Center	\$15,000	\$15,000			
22-FMS-005-18	Reseal and Restripe City Hall Parking Lot	\$140,000				

Capital Improvement Tax Utilization FY 2018 - 2022

Project Number	Project Name	2018	2019	2020	2021	2022
22-FMS-006-18	Fuel Island Vehicle Awning	\$80,000				
22-FMS-001-20	Replace HVAC Units at Public Works			\$6,500	\$16,500	\$16,500
22-FMS-002-20	Repair Fire Station #1 Parking Lot			\$10,000		
22-FMS-001-21	Repair Fire Station #2 Parking Lot				\$15,000	
22-ITS-005-16	Mobile Data Tablets		\$7,500	\$7,500		
22-ITS-001-17	MItel Phone System Upgrade	\$48,450	\$25,200			
22-OCK-001-16	City Hall LED Signage	\$25,000				
22-OCK-001-19	Network Color Copier/Printer		\$17,000			
22-OCK-001-20	Folder and Inserter Machine			\$23,000		
22-PKD-012-14	Boswell Aquatic Center Replacements	\$250,000				
22-PKD-004-17	Spiller Park Improvements	\$65,000				
22-PKD-005-17	Wallace Park Improvements	\$75,000				
22-PKD-001-18	Atchley Park Improvements	\$420,000				
22-PKD-001-19	Additional Skate Park & Soccer		\$250,000			
22-PKD-001-20	Walking and Bicycle Trail			\$250,000		\$250,000
99-PKD-003-19	Winfrey Property				\$125,000	
22-PDA-001-14	Bulletproof Vest	\$4,000	\$4,000	\$4,000	\$4,000	\$4,000
22-PDA-002-14	Electronic Control Devices (Taser)	\$5,700	\$5,700			
22-PDA-004-14	Patrol Car (Dash) Camera Replacements	\$15,000	\$15,000	\$15,000	\$15,000	\$15,000
22-PDA-003-15	Patrol Cars	\$90,000	\$90,000	\$90,000	\$90,000	\$90,000
22-PDA-001-17	Dispatch Zetron Radio Upgrade				\$44,000	
22-PDA-003-17	IRIS Upgrade				\$15,000	
22-PDA-004-17	ID System and Hardware Upgrade				\$12,000	
22-PDA-001-18	WAVE Upgrade		\$15,000			\$15,000
22-PDA-002-18	Automatic License Plate Reader (APLR)			\$22,000		
22-PDA-003-18	Push to Talk Radio/Cellular Telephone	\$11,000	\$11,000	\$11,000	\$11,000	
22-PDA-004-18	Patrol Fleet Vehicle Awning	\$80,000				
Total Requested By Year		\$4,242,850	\$809,400	\$1,405,000	\$540,500	\$513,500
Proposed FY18-22 Total		\$7,511,250				

Capital Improvement Projects By Division FY 2018 - 2022

Project Number	Project Name	2018	2019	2020	2021	2022	Total
01-APT-001-18	Remodel of Old Airport FBO	\$30,000					\$30,000
01-APT-002-18	Equipment Storage Building	\$40,000					\$40,000
22-APT-001-17	Airport Tractor	\$46,000					\$46,000
73-APT-001-19	Mill and Overlay: Runway		\$1,900,000				\$1,900,000
73-APT-001-20	Replace Existing Computer Systems			\$4,500			\$4,500
01-CAO-002-14	Insulated File Cabinets		\$5,000		\$2,500		\$7,500
01-CAO-001-19	Replace Existing Computer Systems		\$5,000				\$5,000
22-CBN-004-17	Addition of Campsites at Fairgrounds	\$52,000					\$52,000
01-CCC-001-19	Replace Existing Computer Systems		\$4,800	\$4,000			\$8,800
01-CCC-002-22	Replacement of CCC Office Furniture					\$60,000	\$60,000
01-CCC-003-22	Replace 2005 Boom Lift					\$150,000	\$150,000
22-CCC-006-14	Replacement of HVAC Units	\$240,000			\$50,000		\$290,000
22-CCC-023-14	Civic Center Signage	\$70,000					\$70,000
22-CCC-002-15	Mill, Overlay, and Restripe: CCC Parking Lot	\$35,000	\$80,000	\$20,000	\$20,000	\$15,000	\$170,000
22-CCC-006-16	Replace CCC Forklift		\$45,000				\$45,000
22-CCC-007-16	Upgrade Office Sound System	\$30,000					\$30,000
22-CCC-009-16	Replacement of Theater Sound System		\$30,000				\$30,000
22-CCC-002-17	Comprehensive Repair Plan for CCC Roof	\$159,000	\$70,000	\$150,000	\$80,000		\$459,000
22-CCC-003-17	Replace Theater Carpet	\$25,000					\$25,000
22-CCC-004-17	Glass Store Front at YMCA/CCC Junction	\$12,000					\$12,000
22-CCC-005-17	Upgrade Theater Stage Lights	\$40,000	\$20,000				\$60,000
22-CCC-001-20	Addition of Dressing Rooms & Concession Area for Ex. Hall			\$750,000			\$750,000
22-CCC-001-22	Replacement of Gas Fired Pool Heater					\$30,000	\$30,000
22-CCC-002-22	Upgrade of UV System for CCC Pool					\$15,000	\$15,000
22-CCC-003-22	Rebuild Paddock Water Filter for CCC Pool					\$40,000	\$40,000
01-CDC-001-17	GIS/Customer Data Integration	\$50,000					\$50,000
01-CDC-001-18	Upgrade AutoCad Software	\$7,000					\$7,000
01-CDC-001-19	Replace Existing Computer Systems		\$5,000				\$5,000
22-CDC-001-18	Replacement of Staff Vehicles	\$35,000		\$20,000		\$20,000	\$75,000
75-DBD-001-18	Streetscape Improvements	\$20,000	\$12,000	\$20,000	\$12,000	\$16,000	\$80,000
99-DBD-002-18	Lebanon Farmers Market Pavilion	\$120,000					\$120,000
80-ELF-007-14	161 Substations and Transmission	\$5,000,000	\$4,166,666	\$4,166,666	\$4,166,668		\$17,500,000

Capital Improvement Projects By Division FY 2018 - 2022

Project Number	Project Name	2018	2019	2020	2021	2022	Total
80-ELF-008-14	Line Reconductor/Extensions	\$20,000	\$20,000	\$20,000	\$20,000	\$20,000	\$100,000
80-ELF-009-14	Overhead/Underground Projects	\$55,000	\$55,000	\$55,000	\$55,000	\$55,000	\$275,000
80-ELF-012-14	Switching	\$7,500					\$7,500
80-ELF-003-15	LED Streetlight Conversion	\$60,000	\$60,000	\$60,000	\$60,000	\$60,000	\$300,000
80-ELF-004-15	Distribution Pole Changes	\$50,000	\$50,000	\$50,000	\$50,000	\$50,000	\$250,000
80-ELF-006-15	Construction Truck		\$200,000			\$225,000	\$425,000
80-ELF-008-15	Overhead Wire Pulling Machine		\$125,000				\$125,000
80-ELF-002-16	Build Tie Line from Substation #7 to Industrial Park	\$200,000					\$200,000
80-ELF-003-17	Department Pickups		\$50,000			\$28,000	\$78,000
80-ELF-001-18	Backyard Easement Machine	\$230,000					\$230,000
80-ELF-002-18	Downtown Power Outlet Replacements	\$30,000					\$30,000
80-ELF-001-19	Konica Printer		\$5,000				\$5,000
80-ELF-001-20	Replace Existing Computer Systems			\$9,000			\$9,000
80-ELF-001-22	Substation #2 Transformer					\$800,000	\$800,000
01-ENV-001-16	Frank Street Drainage-Way and Detention	\$20,000					\$20,000
01-ENV-004-14	Assessment and Restoration of Detention Facilities	\$5,000	\$5,000	\$5,000	\$5,000	\$5,000	\$25,000
01-ENV-003-16	South Highway 5 and Manors Detention	\$15,000					\$15,000
01-ENV-001-17	Beck Lane Detention	\$25,000					\$25,000
01-ENV-002-17	Beck and Kansas Detention	\$10,000					\$10,000
01-ENV-003-17	Tuscumbia and Cherry Street	\$5,000					\$5,000
01-ENV-001-18	Stormwater: Quail Valley Circle	\$15,000					\$15,000
01-ENV-002-18	Stormwater: Brook Street and Northgate	\$5,000					\$5,000
01-ENV-003-18	Stormwater: Waterman Drive and Windsor Drive			\$25,000			\$25,000
01-ENV-004-18	Stormwater: Main Street	\$20,000					\$20,000
01-ENV-005-18	Stormwater: Highway 64 and South King		\$45,000				\$45,000
01-ENV-001-19	Stormwater: Mountrose				\$30,000		\$30,000
01-ENV-002-19	Stormwater: Springfield and Jackson				\$25,000		\$25,000
01-ENV-001-20	Stormwater: Washington and North Park Manor					\$50,000	\$50,000
85-ENV-001-14	Collection Improvements	\$500,000	\$500,000	\$500,000	\$500,000	\$500,000	\$2,500,000
85-ENV-999-14	WWTP Improvements (Phase 2)	\$5,000,000					\$5,000,000
85-ENV-007-15	Lift Station SCADA	\$20,000	\$20,000	\$20,000	\$20,000	\$20,000	\$100,000
85-ENV-999-15	Samplers	\$5,000					\$5,000

Capital Improvement Projects By Division FY 2018 - 2022

Project Number	Project Name	2018	2019	2020	2021	2022	Total
85-ENV-006-16	Mechanical Bar Screen	\$150,000					\$150,000
85-ENV-007-16	Pickup Trucks	\$28,000		\$30,000		\$30,000	\$88,000
85-ENV-008-16	Portable Trash Pump			\$4,000			\$4,000
85-ENV-001-17	Wastewater Treatment Plan Driveway Overlay	\$35,000					\$35,000
85-ENV-999-16	Biosolids Application Truck		\$185,000				\$185,000
85-ENV-002-17	Excavator	\$230,000					\$230,000
85-ENV-006-17	Pipe Laser		\$5,500				\$5,500
85-ENV-001-18	Backhoe	\$95,000					\$95,000
85-ENV-002-18	Easement Cleaning Machine	\$80,000					\$80,000
85-ENV-003-18	Replace Existing Wastewater Computer Systems	\$5,000	\$5,000	\$5,000	\$5,000		\$20,000
85-ENV-001-20	Sewer Main: Iowa Street			\$16,000			\$16,000
85-ENV-002-20	Sewer Main: Ohio Street			\$38,000			\$38,000
85-ENV-003-20	Sewer Main: Crisp Street			\$16,000			\$16,000
85-ENV-004-20	Sewer Main: Texas Avenue			\$26,000			\$26,000
85-ENV-001-21	Sewer Main: Mizer Street				\$15,000		\$15,000
85-ENV-002-21	Sewer Main: Barlow Street				\$12,000		\$12,000
85-ENV-003-21	Sewer Main: Marvin Avenue				\$27,000		\$27,000
85-ENV-004-21	Sewer Main: Perry Street				\$40,000		\$40,000
85-ENV-005-21	IDEX				\$5,000		\$5,000
85-ENV-006-21	Mechanical Convection Oven				\$4,000		\$4,000
85-ENV-007-21	Analytical Balance				\$3,500		\$3,500
85-ENV-001-22	Sewer Main: Hayes Street					\$16,000	\$16,000
85-ENV-002-22	Sewer Main: Stave Mill Easement					\$25,000	\$25,000
87-ENV-006-15	Tower Modification	\$50,000					\$50,000
87-ENV-007-15	Dump Truck					\$150,000	\$150,000
87-ENV-006-16	Backhoe		\$100,000				\$100,000
87-ENV-002-17	Park Manor Water Line Replacement	\$90,000					\$90,000
87-ENV-003-17	Spiller Tower Renovation	\$350,000					\$350,000
87-ENV-004-17	Skid Steer	\$75,000					\$75,000
87-ENV-001-18	Nathaniel and Steele Water Tie Line	\$50,000					\$50,000
87-ENV-002-18	New Well and Tower			\$3,000,000			\$3,000,000
87-ENV-003-18	Pickup Trucks	\$28,000		\$28,000		\$30,000	\$86,000

Capital Improvement Projects By Division FY 2018 - 2022

Project Number	Project Name	2018	2019	2020	2021	2022	Total
87-ENV-004-18	Service Truck	\$75,000					\$75,000
87-ENV-007-18	Replace Existing Water Computer Systems	\$5,000	\$5,000	\$5,000	\$5,000		\$20,000
87-ENV-001-19	Water Line: Ostrich Lane		\$100,000				\$100,000
87-ENV-002-19	Water Main: West Bland		\$42,000				\$42,000
87-ENV-001-20	Water Main: Ohio and Utah			\$7,500			\$7,500
87-ENV-002-20	Water Main: Iowa			\$8,000			\$8,000
87-ENV-003-20	Water Main: Crisp			\$13,000			\$13,000
87-ENV-004-20	Water Main: Texas			\$30,000			\$30,000
87-ENV-005-20	Water Main: Kansas			\$35,000			\$35,000
87-ENV-006-20	Glencastle Tower			\$450,000			\$450,000
87-ENV-007-20	Portable Trash Pump			\$3,000			\$3,000
87-ENV-001-21	Water Tie Line: Twin Oaks & Tower				\$15,000		\$15,000
87-ENV-002-21	Water Main: Mizer				\$15,000		\$15,000
87-ENV-003-21	Water Main: Barlow				\$16,000		\$16,000
87-ENV-004-21	Water Main: Marvin				\$30,000		\$30,000
87-ENV-005-21	Water Main: Albert				\$12,000		\$12,000
87-ENV-006-21	Water Main: Dickinson				\$12,000		\$12,000
87-ENV-007-21	Water Services: New Buffalo Road				\$7,500		\$7,500
87-ENV-001-22	Water Main: Owens					\$20,000	\$20,000
87-ENV-002-22	Water Tie Line: New Buffalo Road to Public Works					\$120,000	\$120,000
01-FIN-001-18	Fixed Asset Management Software	\$4,000					\$4,000
01-FIN-001-19	Replace Existing Computer Systems		\$5,000				\$5,000
01-FDE-002-16	Replacement of Cardiac Monitors	\$21,000	\$19,000	\$19,000			\$59,000
01-FDE-005-16	Hazardous Materials Identification					\$25,000	\$25,000
01-FDE-006-16	Storage Addition	\$15,000					\$15,000
01-FDE-007-16	Replace HVAC Units at Fire Stations 1 and 2	\$30,000					\$30,000
01-FDE-008-16	Refresh Interior of Stations	\$12,000					\$12,000
01-FDE-013-16	Traffic Control Signal Light Station 2					\$30,000	\$30,000
01-FDE-002-17	Fire Safety Trailer				\$60,000		\$60,000
01-FDE-003-17	Radio Communication Improvements	\$70,000	\$20,000				\$90,000
01-FDE-005-17	Improvements to Fire Station 1 Roof	\$10,000		\$30,000			\$40,000
01-FDE-007-17	Equipment Bags					\$4,000	\$4,000

Capital Improvement Projects By Division FY 2018 - 2022

Project Number	Project Name	2018	2019	2020	2021	2022	Total
01-FDE-003-18	Insulation in Bay Area Station 1	\$10,000					\$10,000
01-FDE-004-18	Install Security Cameras	\$14,000					\$14,000
01-FDE-006-18	Training Props	\$2,500	\$2,500	\$2,500	\$2,500	\$2,500	\$12,500
01-FDE-002-19	Cook Stoves, Microwaves, and Refrigerators		\$3,500				\$3,500
01-FDE-003-19	Bedding	\$4,200					\$4,200
01-FDE-004-19	Electronic Control Devices (Taser)		\$7,200	\$7,200			\$14,400
01-FDE-005-19	Wild-Land Gear	\$11,250					\$11,250
01-FDE-006-19	Class "A" Uniforms		\$2,000				\$2,000
01-FDE-001-20	Replace Existing Computer Systems			\$3,500			\$3,500
01-FDE-001-21	Confined Space Rescue System				\$18,000		\$18,000
01-FDE-002-21	Repair of Flag Poles & Placement of 9/11 Piece				\$5,000	\$2,500	\$7,500
01-FDE-001-22	5" Large Diameter Hose Roller					\$7,500	\$7,500
22-FDE-003-14	Replacement of Fleet- Staff Vehicles	\$35,000			\$25,000		\$60,000
22-FDE-003-15	Fire Apparatus	\$450,000					\$450,000
22-FDE-002-17	Mobile Traffic Light Controllers	\$18,000	\$18,000	\$18,000	\$18,000	\$18,000	\$90,000
22-FDE-003-17	Bulletproof Vest	\$4,800					\$4,800
22-FDE-001-18	Secondary Dispatch Circuit	\$20,000					\$20,000
22-FDE-001-19	Electric Hydraulic Rescue Tools		\$60,000				\$60,000
22-FDE-002-19	Bay Floors of Fire Station 1		\$16,000				\$16,000
99-FDE-001-16	Fire Station #3	\$1,135,000					\$1,135,000
99-FDE-002-16	Training Tower	\$450,000	\$7,000	\$7,000	\$7,000	\$7,000	\$478,000
01-FMS-002-14	60" Zero Turn Mowers	\$10,500	\$11,000	\$11,500		\$12,000	\$45,000
01-FMS-002-16	Half Ton Pickups			\$22,000		\$24,000	\$46,000
01-FMS-001-18	Striping Machine	\$4,800					\$4,800
22-FMS-001-18	Skid Steer with Attachments	\$60,000					\$60,000
22-FMS-002-18	Elm Street Christmas Decorations	\$4,900					\$4,900
22-FMS-003-18	Replace HVAC Units at City Hall	\$7,000	\$15,000	\$8,000			\$30,000
22-FMS-004-18	Replace HVAC Units at Mills Center	\$15,000	\$15,000				\$30,000
22-FMS-005-18	Repair City Hall Parking Lot	\$140,000					\$140,000
22-FMS-006-18	Fuel Island Vehicle Awning	\$80,000					\$80,000
22-FMS-001-20	Replace HVAC Units at Public Works			\$6,500	\$16,500	\$16,500	\$39,500
22-FMS-002-20	Repair Fire Station #1 Parking Lot			\$10,000			\$10,000

Capital Improvement Projects By Division FY 2018 - 2022

Project Number	Project Name	2018	2019	2020	2021	2022	Total
22-FMS-001-21	Repair Fire Station #2 Parking Lot				\$15,000		\$15,000
01-ITS-001-20	Replace Existing Computer Systems	\$2,500		\$5,000			\$7,500
22-ITS-005-16	Mobile Data Tablets		\$7,500	\$7,500			\$15,000
22-ITS-001-17	Mitel Phone System Upgrade	\$48,450	\$25,200				\$73,650
99-ITS-001-16	Capital Hardware/Software Purchase	\$75,000	\$70,000	\$70,000	\$70,000		\$285,000
99-ITS-002-16	Security and Access Control	\$39,000					\$39,000
99-ITS-004-17	Collaboration and Content Management	\$53,000					\$53,000
99-ITS-001-18	Computer System and Projector	\$15,000					\$15,000
99-ITS-001-20	Plotter			\$9,000			\$9,000
01-OCK-001-18	Shelving for Record Storage	\$4,000					\$4,000
01-OCK-001-19	Replace Existing Computer Systems		\$2,500	\$5,000			\$7,500
22-OCK-001-16	City Hall LED Signage	\$25,000					\$25,000
22-OCK-001-19	Network Color Copier/Printer		\$17,000				\$17,000
22-OCK-001-20	Folder and Inserter Machine			\$23,000			\$23,000
22-PKD-012-14	Boswell Aquatic Center	\$250,000					\$250,000
22-PKD-004-17	Spiller Park	\$65,000					\$65,000
22-PKD-005-17	Wallace Park	\$75,000					\$75,000
22-PKD-001-18	Atchley Park	\$420,000					\$420,000
22-PKD-001-19	Additional Skate Park & Soccer Complex		\$250,000				\$250,000
22-PKD-001-20	Walking and Bicycle Trail			\$250,000		\$250,000	\$500,000
79-PKD-001-14	Vehicle and Motor Equipment	\$45,500	\$36,000	\$64,500	\$48,000		\$194,000
79-PKD-003-14	Playground Fall Protection	\$5,000		\$5,000		\$5,000	\$15,000
79-PKD-010-14	WT Vernon Park		\$100,000				\$100,000
79-PKD-001-15	Harke Park			\$172,500			\$172,500
79-PKD-010-16	Infield Surface Material	\$5,000	\$5,000	\$5,000	\$5,000	\$5,000	\$25,000
79-PKD-002-17	Walking Trail Maintenance			\$14,000			\$14,000
79-PKD-003-17	Park Office			\$200,000			\$200,000
79-PKD-001-19	Replace Existing Computer Systems	\$2,500	\$5,000				\$7,500
83-PKD-001-18	Fiber for Parks	\$42,000	\$14,220				\$56,220
99-PKD-003-19	Winfrey Property				\$290,000		\$290,000
01-PDA-001-18	Patrol Car Vehicular Repeaters	\$30,000	\$32,500				\$62,500
01-PDA-002-18	Animal Control Shelter Repairs	\$21,000					\$21,000

Capital Improvement Projects By Division FY 2018 - 2022

Project Number	Project Name	2018	2019	2020	2021	2022	Total
01-PDA-003-18	Replace Existing Computer Systems	\$8,000	\$8,000			\$8,000	\$24,000
01-PDA-004-18	Mobile Printers	\$9,000	\$9,000				\$18,000
01-PDA-001-19	Field Investigation Hardware and Software		\$35,000			\$35,000	\$70,000
01-PDA-002-19	911 Hardware and Software		\$62,000	\$62,000			\$124,000
22-PDA-001-14	Bulletproof Vest	\$4,000	\$4,000	\$4,000	\$4,000	\$4,000	\$20,000
22-PDA-002-14	Electronic Control Devices (Taser)	\$5,700	\$5,700				\$11,400
22-PDA-004-14	Patrol Car (Dash) Camera	\$15,000	\$15,000	\$15,000	\$15,000	\$15,000	\$75,000
22-PDA-003-15	Patrol Cars	\$90,000	\$90,000	\$90,000	\$90,000	\$90,000	\$450,000
22-PDA-001-17	Dispatch Zetron Radio Upgrade				\$44,000		\$44,000
22-PDA-003-17	IRIS Upgrade				\$15,000		\$15,000
22-PDA-004-17	ID System and Hardware Upgrade				\$12,000		\$12,000
22-PDA-001-18	WAVE Upgrade		\$15,000			\$15,000	\$30,000
22-PDA-002-18	Automatic License Plate Reader (APLR)			\$22,000			\$22,000
22-PDA-003-18	Push To Talk Radio/Cellular Telephone	\$11,000	\$11,000	\$11,000	\$11,000		\$44,000
22-PDA-004-18	Patrol Fleet Vehicle Awning	\$80,000					\$80,000
99-PRW-001-18	Forklift Replacement for Warehouse	\$45,000					\$45,000
08-STR-002-16	Millcreek Road Improvements			\$175,000			\$175,000
08-STR-005-16	Three-Quarter Ton 4x4 Pickup Truck Replacements	\$35,000	\$35,000	\$35,000			\$105,000
08-STR-006-16	Three-Quarter Ton Pickup Truck Replacements	\$70,000					\$70,000
08-STR-008-16	Truck Mounted Striping Machine			\$35,000			\$35,000
08-STR-008-17	Tandem Axle Dump Truck	\$140,000				\$290,000	\$430,000
08-STR-013-17	Traffic Control Improvements at S. Hwy 5 and W. Fremont	\$150,000					\$150,000
08-STR-014-17	Trailer	\$10,000					\$10,000
08-STR-017-17	Single Axle Dump Truck		\$120,000				\$120,000
08-STR-018-17	Mowing Tractor			\$35,000			\$35,000
08-STR-019-17	Rock Rake Skid Steer Attachment	\$10,000					\$10,000
08-STR-020-17	Track Loader		\$250,000				\$250,000
08-STR-003-18	Springfield Road Overlay	\$80,000					\$80,000
08-STR-004-18	Van Buren Avenue Overlay	\$52,000					\$52,000
08-STR-005-18	East Fowler Drive Improvements	\$40,000					\$40,000
08-STR-006-18	Tower Road Asphalt Overlay	\$65,000					\$65,000
08-STR-007-18	Crack Sealer Machine			\$50,000			\$50,000

Capital Improvement Projects By Division FY 2018 - 2022

Project Number	Project Name	2018	2019	2020	2021	2022	Total
08-STR-008-18	Backhoe			\$95,000			\$95,000
08-STR-009-18	Bonnie Drive Improvements	\$38,000					\$38,000
08-STR-010-18	Owens Drive Improvements	\$77,950					\$77,950
08-STR-011-18	Lake Drive Improvements	\$49,000					\$49,000
08-STR-012-18	West Hayes Street Improvements					\$21,000	\$21,000
08-STR-013-18	Fourth Street Improvements	\$39,000					\$39,000
08-STR-014-18	Copeland Drive Asphalt Overlay	\$150,000					\$150,000
08-STR-015-18	Millcreek Road Improvements	\$120,000					\$120,000
08-STR-001-19	Evergreen Parkway Asphalt Overlay		\$300,000				\$300,000
08-STR-002-19	Ostrich Drive Improvements		\$475,000				\$475,000
08-STR-003-19	Hoover Avenue		\$32,500				\$32,500
08-STR-004-19	West Bland Road		\$45,500				\$45,500
08-STR-005-19	Woodhill Drive Improvements		\$52,000				\$52,000
08-STR-006-19	Hogan Drive Improvements		\$40,000				\$40,000
08-STR-007-19	Snow Plow Attachment				\$7,500		\$7,500
08-STR-008-19	Drop Hammer Attachment				\$5,500		\$5,500
08-STR-009-19	Road Grader				\$220,000		\$220,000
08-STR-001-20	Madison Avenue Overlay			\$240,000			\$240,000
08-STR-002-20	Utah Street			\$68,000			\$68,000
08-STR-003-20	Kansas Avenue Improvements			\$85,000			\$85,000
08-STR-005-20	Half Ton 4X4 Pickup Trucks			\$75,000			\$75,000
08-STR-008-20	Roller Compactor				\$40,000		\$40,000
08-STR-009-20	Semi Tractor					\$120,000	\$120,000
08-STR-010-20	Excavator				\$225,000		\$225,000
08-STR-011-20	Skid Steer Loader			\$55,000			\$55,000
08-STR-012-20	Walk Behind Striping Machine				\$3,000		\$3,000
08-STR-013-20	Ohio Street Improvements			\$33,000			\$33,000
08-STR-014-20	Texas Street Improvements			\$28,500			\$28,500
08-STR-015-20	Iowa Street Improvements			\$11,000			\$11,000
08-STR-016-20	Crisp Road Improvements			\$11,000			\$11,000
08-STR-017-20	Second Street Surface Treatment			\$25,000			\$25,000
08-STR-001-21	Mountrose Street Improvements				\$275,000		\$275,000

Capital Improvement Projects By Division FY 2018 - 2022

Project Number	Project Name	2018	2019	2020	2021	2022	Total
08-STR-002-21	Harwood Avenue Surface Treatment				\$10,400		\$10,400
08-STR-003-21	Tower Road Surface Treatment				\$17,000		\$17,000
08-STR-004-21	Raef Road Surface Treatment				\$12,250		\$12,250
08-STR-005-21	East Fremont Asphalt Overlay				\$120,000		\$120,000
08-STR-006-21	Adams Avenue Improvements				\$125,000		\$125,000
08-STR-007-21	Lake Drive Surface Treatment	\$18,400					\$18,400
08-STR-008-21	Harris Lane Surface Treatment				\$17,000		\$17,000
08-STR-009-21	Rolling Hills Road Surface Treatment				\$27,700		\$27,700
08-STR-010-21	Herndon Road Surface Treatment				\$13,200		\$13,200
08-STR-011-21	Jackson Avenue Surface Treatment				\$10,500		\$10,500
08-STR-012-21	Windbrook Lane Improvements				\$54,000		\$54,000
08-STR-013-21	Bethel Road Asphalt Overlay					\$43,500	\$43,500
08-STR-014-21	Howard Drive Surface Treatment				\$13,500		\$13,500
08-STR-015-21	Traffic Signal Installation at Tower Road and Hwy. 32					\$150,000	\$150,000
08-STR-016-21	Traffic Control Imp at Hwy MM, Cowan Dr, Millcreek					\$150,000	\$150,000
08-STR-017-21	East Bland Road Surface Treatments					\$21,000	\$21,000
08-STR-001-22	Elm Street Surface Treatments					\$277,500	\$277,500
08-STR-002-22	Roller Compactor					\$85,000	\$85,000
08-STR-003-22	Asphalt Milling Attachment					\$20,000	\$20,000
08-STR-004-22	Hydro Seeder					\$10,000	\$10,000
08-STR-005-22	Walk Behind Asphalt Saw					\$5,000	\$5,000
08-STR-006-22	Plate Compactor					\$1,500	\$1,500
01-TRM-001-19	Wayfinding Signs		\$30,000				\$30,000
40-TRM-001-22	New Tourism Website					\$70,000	\$70,000
Total Requested By Year		\$18,928,450	\$10,321,786	\$11,829,866	\$7,287,718	\$4,390,500	\$52,758,320
Proposed FY 2018 – 2022 Total		\$52,758,320					

Capital Improvement Projects By Fund FY 2018 - 2022

Project Number	Project Name	2018	2019	2020	2021	2022	Total
General Fund							
01-APT-001-18	Remodel of Old Airport FBO	\$30,000					\$30,000
01-APT-002-18	Equipment Storage Building	\$40,000					\$40,000
01-CAO-002-14	Insulated File Cabinets		\$5,000		\$2,500		\$7,500
01-CAO-001-19	Replace Existing Computer Systems		\$5,000				\$5,000
01-CCC-001-19	Replace Existing Computer Systems		\$4,800	\$4,000			\$8,800
01-CCC-002-22	Replacement of CCC Office Furniture					\$60,000	\$60,000
01-CCC-003-22	Replace 2005 Boom Lift					\$150,000	\$150,000
22-CCC-002-15	Mill, Overlay, and Restripe: CCC Parking Lot					\$15,000	\$15,000
01-CDC-001-17	GIS/Customer Data Integration	\$50,000					\$50,000
01-CDC-001-18	Upgrade AutoCad Software	\$7,000					\$7,000
01-CDC-001-19	Replace Existing Computer Systems		\$5,000				\$5,000
01-ENV-004-14	Assessment and Restoration of Detention Facilities	\$5,000	\$5,000	\$5,000	\$5,000	\$5,000	\$25,000
01-ENV-001-16	Frank Street Drainage-Way and Detention	\$20,000					\$20,000
01-ENV-003-16	South Highway 5 and Manors Detention	\$15,000					\$15,000
01-ENV-001-17	Beck Lane Detention	\$25,000					\$25,000
01-ENV-002-17	Beck and Kansas Detention	\$10,000					\$10,000
01-ENV-003-17	Tuscumbia and Cherry Street	\$5,000					\$5,000
01-ENV-001-18	Stormwater: Quail Valley Circle	\$15,000					\$15,000
01-ENV-002-18	Stormwater: Brook Street and Northgate	\$5,000					\$5,000
01-ENV-003-18	Stormwater: Waterman Drive and Windsor Drive			\$25,000			\$25,000
01-ENV-004-18	Stormwater: Main Street	\$20,000					\$20,000
01-ENV-005-18	Stormwater: Highway 64 and South King		\$45,000				\$45,000
01-ENV-001-19	Stormwater: Mountrose				\$30,000		\$30,000
01-ENV-002-19	Stormwater: Springfield and Jackson				\$25,000		\$25,000
01-ENV-001-20	Stormwater: Washington and North Park Manor					\$50,000	\$50,000
01-FIN-001-18	Fixed Asset Management Software	\$4,000					\$4,000
01-FIN-001-19	Replace Existing Computer Systems		\$5,000				\$5,000
01-FDE-002-16	Replacement of Cardiac Monitors	\$21,000	\$19,000	\$19,000			\$59,000
01-FDE-005-16	Hazardous Materials Identification					\$25,000	\$25,000
01-FDE-006-16	Storage Addition	\$15,000					\$15,000

Capital Improvement Projects By Fund FY 2018 - 2022

Project Number	Project Name	2018	2019	2020	2021	2022	Total
01-FDE-007-16	Replace HVAC Units at Fire Stations 1 and 2	\$30,000					\$30,000
01-FDE-008-16	Refresh Interior of Stations	\$12,000					\$12,000
01-FDE-013-16	Traffic Control Signal Light Station 2					\$30,000	\$30,000
01-FDE-002-17	Fire Safety Trailer				\$60,000		\$60,000
01-FDE-003-17	Radio Communication Improvements	\$70,000	\$20,000				\$90,000
01-FDE-005-17	Improvements to Fire Station 1 Roof	\$10,000		\$30,000			\$40,000
01-FDE-007-17	Equipment Bags					\$4,000	\$4,000
01-FDE-003-18	Insulation in Bay Area Station 1	\$10,000					\$10,000
01-FDE-004-18	Install Security Cameras	\$14,000					\$14,000
01-FDE-006-18	Training Props	\$2,500	\$2,500	\$2,500	\$2,500	\$2,500	\$12,500
01-FDE-002-19	Cook Stoves, Microwaves, and Refrigerators		\$3,500				\$3,500
01-FDE-003-19	Bedding	\$4,200					\$4,200
01-FDE-004-19	Electronic Control Devices (Taser)		\$7,200	\$7,200			\$14,400
01-FDE-005-19	Wild-Land Gear	\$11,250					\$11,250
01-FDE-006-19	Class "A" Uniforms		\$2,000				\$2,000
01-FDE-001-20	Replace Existing Computer Systems			\$3,500			\$3,500
01-FDE-001-21	Confined Space Rescue System				\$18,000		\$18,000
01-FDE-002-21	Repair of Flag Poles & Placement of 9/11 Piece				\$5,000	\$2,500	\$7,500
01-FDE-001-22	5" Large Diameter Hose Roller					\$7,500	\$7,500
99-FDE-001-16	Fire Station #3	\$15,000					\$15,000
99-FDE-002-16	Training Tower		\$7,000	\$7,000	\$7,000	\$7,000	\$28,000
01-FMS-002-14	60" Zero Turn Mowers	\$10,500	\$11,000	\$11,500		\$12,000	\$45,000
01-FMS-002-16	Half Ton Pickups			\$22,000		\$24,000	\$46,000
01-FMS-001-18	Striping Machine	\$4,800					\$4,800
01-ITS-001-20	Replace Existing Computer Systems	\$2,500		\$5,000			\$7,500
01-OCK-001-18	Shelving for Record Storage	\$4,000					\$4,000
01-OCK-001-19	Replace Existing Computer Systems		\$2,500	\$5,000			\$7,500
01-PDA-001-18	Patrol Car Vehicular Repeaters	\$30,000	\$32,500				\$62,500
01-PDA-002-18	Animal Control Shelter Repairs	\$21,000					\$21,000
01-PDA-003-18	Replace Existing Computer Systems	\$8,000	\$8,000			\$8,000	\$24,000
01-PDA-004-18	Mobile Printers	\$9,000	\$9,000				\$18,000

Capital Improvement Projects By Fund FY 2018 - 2022

Project Number	Project Name	2018	2019	2020	2021	2022	Total
01-PDA-001-19	Field Investigation Hardware and Software		\$35,000			\$35,000	\$70,000
01-PDA-002-19	911 Hardware and Software		\$62,000	\$62,000			\$124,000
01-TRM-001-19	Wayfinding Signs		\$30,000				\$30,000
Totals		\$535,750	\$326,000	\$208,700	\$155,000	\$437,500	\$1,682,950
Street Fund							
08-STR-002-16	Millcreek Road Improvements			\$175,000			\$175,000
08-STR-005-16	Three-Quarter Ton 4x4 Pickup Truck Replacements	\$35,000	\$35,000	\$35,000			\$105,000
08-STR-006-16	Three-Quarter Ton Pickup Truck Replacements	\$70,000					\$70,000
08-STR-008-16	Truck Mounted Striping Machine			\$35,000			\$35,000
08-STR-008-17	Tandem Axle Dump Truck	\$140,000				\$290,000	\$430,000
08-STR-013-17	Traffic Control Improvements at S. Hwy 5 and W. Fremont	\$150,000					\$150,000
08-STR-014-17	Trailer	\$10,000					\$10,000
08-STR-017-17	Single Axle Dump Truck		\$120,000				\$120,000
08-STR-018-17	Mowing Tractor			\$35,000			\$35,000
08-STR-019-17	Rock Rake Skid Steer Attachment	\$10,000					\$10,000
08-STR-020-17	Track Loader		\$250,000				\$250,000
08-STR-003-18	Springfield Road Overlay	\$80,000					\$80,000
08-STR-004-18	Van Buren Avenue Overlay	\$52,000					\$52,000
08-STR-005-18	East Fowler Drive Improvements	\$40,000					\$40,000
08-STR-006-18	Tower Road Asphalt Overlay	\$65,000					\$65,000
08-STR-007-18	Crack Sealer Machine			\$50,000			\$50,000
08-STR-008-18	Backhoe			\$95,000			\$95,000
08-STR-009-18	Bonnie Drive Improvements	\$38,000					\$38,000
08-STR-010-18	Owens Drive Improvements	\$77,950					\$77,950
08-STR-011-18	Lake Drive Improvements	\$49,000					\$49,000
08-STR-012-18	West Hayes Street Improvements					\$21,000	\$21,000
08-STR-013-18	Fourth Street Improvements	\$39,000					\$39,000
08-STR-014-18	Copeland Drive Asphalt Overlay	\$150,000					\$150,000
08-STR-015-18	Millcreek Road Improvements	\$120,000					\$120,000
08-STR-001-19	Evergreen Parkway Asphalt Overlay		\$300,000				\$300,000
08-STR-002-19	Ostrich Drive Improvements		\$475,000				\$475,000

Capital Improvement Projects By Fund FY 2018 - 2022

Project Number	Project Name	2018	2019	2020	2021	2022	Total
08-STR-003-19	Hoover Avenue		\$32,500				\$32,500
08-STR-004-19	West Bland Road		\$45,500				\$45,500
08-STR-005-19	Woodhill Drive Improvements		\$52,000				\$52,000
08-STR-006-19	Hogan Drive Improvements		\$40,000				\$40,000
08-STR-007-19	Snow Plow Attachment				\$7,500		\$7,500
08-STR-008-19	Drop Hammer Attachment				\$5,500		\$5,500
08-STR-009-19	Road Grader				\$220,000		\$220,000
08-STR-001-20	Madison Avenue Overlay			\$240,000			\$240,000
08-STR-002-20	Utah Street			\$68,000			\$68,000
08-STR-003-20	Kansas Avenue Improvements			\$85,000			\$85,000
08-STR-005-20	Half Ton 4X4 Pickup Trucks			\$75,000			\$75,000
08-STR-008-20	Roller Compactor				\$40,000		\$40,000
08-STR-009-20	Semi Tractor					\$120,000	\$120,000
08-STR-010-20	Excavator				\$225,000		\$225,000
08-STR-011-20	Skid Steer Loader			\$55,000			\$55,000
08-STR-012-20	Walk Behind Striping Machine				\$3,000		\$3,000
08-STR-013-20	Ohio Street Improvements			\$33,000			\$33,000
08-STR-014-20	Texas Street Improvements			\$28,500			\$28,500
08-STR-015-20	Iowa Street Improvements			\$11,000			\$11,000
08-STR-016-20	Crisp Road Improvements			\$11,000			\$11,000
08-STR-017-20	Second Street Surface Treatment			\$25,000			\$25,000
08-STR-001-21	Mountrose Street Improvements				\$275,000		\$275,000
08-STR-002-21	Harwood Avenue Surface Treatment				\$10,400		\$10,400
08-STR-003-21	Tower Road Surface Treatment				\$17,000		\$17,000
08-STR-004-21	Raef Road Surface Treatment				\$12,250		\$12,250
08-STR-005-21	East Fremont Asphalt Overlay				\$120,000		\$120,000
08-STR-006-21	Adams Avenue Improvements				\$125,000		\$125,000
08-STR-007-21	Lake Drive Surface Treatment	\$18,400					\$18,400
08-STR-008-21	Harris Lane Surface Treatment				\$17,000		\$17,000
08-STR-009-21	Rolling Hills Road Surface Treatment				\$27,700		\$27,700
08-STR-010-21	Herndon Road Surface Treatment				\$13,200		\$13,200

Capital Improvement Projects By Fund FY 2018 - 2022

Project Number	Project Name	2018	2019	2020	2021	2022	Total
08-STR-011-21	Jackson Avenue Surface Treatment				\$10,500		\$10,500
08-STR-012-21	Windbrook Lane Improvements				\$54,000		\$54,000
08-STR-013-21	Bethel Road Asphalt Overlay					\$43,500	\$43,500
08-STR-014-21	Howard Drive Surface Treatment				\$13,500		\$13,500
08-STR-015-21	Traffic Signal Installation at Tower Road and Hwy. 32					\$150,000	\$150,000
08-STR-016-21	Traffic Control Imp at Hwy MM, Cowan Dr, Millcreek					\$150,000	\$150,000
08-STR-017-21	East Bland Road Surface Treatments					\$21,000	\$21,000
08-STR-001-22	Elm Street Surface Treatments					\$277,500	\$277,500
08-STR-002-22	Roller Compactor					\$85,000	\$85,000
08-STR-003-22	Asphalt Milling Attachment					\$20,000	\$20,000
08-STR-004-22	Hydro Seeder					\$10,000	\$10,000
08-STR-005-22	Walk Behind Asphalt Saw					\$5,000	\$5,000
08-STR-006-22	Plate Compactor					\$1,500	\$1,500
Totals		\$1,144,350	\$1,350,000	\$1,056,500	\$1,196,550	\$1,194,500	\$5,941,900
Capital Improvement Fund							
22-APT-001-17	Airport Tractor	\$46,000					\$46,000
22-CBN-004-17	Addition of Campsites at Fairgrounds	\$52,000					\$52,000
22-CCC-006-14	Replacement of HVAC Units	\$240,000			\$50,000		\$290,000
22-CCC-023-14	Civic Center Signage	\$70,000					\$70,000
22-CCC-002-15	Mill, Overlay, and Restripe: CCC Parking Lot	\$35,000	\$80,000	\$20,000	\$20,000		\$155,000
22-CCC-006-16	Replace CCC Forklift		\$45,000				\$45,000
22-CCC-007-16	Upgrade Office Sound System	\$30,000					\$30,000
22-CCC-009-16	Replacement of Theater Sound System		\$30,000				\$30,000
22-CCC-002-17	Comprehensive Repair Plan for CCC Roof	\$159,000	\$70,000	\$150,000	\$80,000		\$459,000
22-CCC-003-17	Replace Theater Carpet	\$25,000					\$25,000
22-CCC-004-17	Glass Store Front at YMCA/CCC Junction	\$12,000					\$12,000
22-CCC-005-17	Upgrade Theater Stage Lights	\$40,000	\$20,000				\$60,000
22-CCC-001-20	Addition of Dressing Rooms & Concession Area for Ex. Hall			\$750,000			\$750,000
22-CCC-001-22	Replacement of Gas Fired Pool Heater					\$30,000	\$30,000
22-CCC-002-22	Upgrade of UV System for CCC Pool					\$15,000	\$15,000
22-CCC-003-22	Rebuild Paddock Water Filter for CCC Pool					\$40,000	\$40,000

Capital Improvement Projects By Fund FY 2018 - 2022

Project Number	Project Name	2018	2019	2020	2021	2022	Total
22-CDC-001-18	Replacement of Staff Vehicles	\$35,000		\$20,000		\$20,000	\$75,000
99-DBD-002-18	Lebanon Farmers Market Pavilion	\$5,000					\$5,000
22-FDE-003-14	Replacement of Fleet- Staff Vehicles	\$35,000			\$25,000		\$60,000
22-FDE-003-15	Fire Apparatus	\$450,000					\$450,000
22-FDE-002-17	Mobile Traffic Light Controllers	\$18,000	\$18,000	\$18,000	\$18,000	\$18,000	\$90,000
22-FDE-003-17	Bulletproof Vest	\$4,800					\$4,800
22-FDE-001-18	Secondary Dispatch Circuit	\$20,000					\$20,000
22-FDE-001-19	Electric Hydraulic Rescue Tools		\$60,000				\$60,000
22-FDE-002-19	Bay Floors of Fire Station 1		\$16,000				\$16,000
99-FDE-001-16	Fire Station #3	\$1,120,000					\$1,120,000
99-FDE-002-16	Training Tower	\$450,000					\$450,000
22-FMS-001-18	Skid Steer with Attachments	\$60,000					\$60,000
22-FMS-002-18	Elm Street Christmas Decorations	\$4,900					\$4,900
22-FMS-003-18	Replace HVAC Units at City Hall	\$7,000	\$15,000	\$8,000			\$30,000
22-FMS-004-18	Replace HVAC Units at Mills Center	\$15,000	\$15,000				\$30,000
22-FMS-005-18	Repair City Hall Parking Lot	\$140,000					\$140,000
22-FMS-006-18	Fuel Island Vehicle Awning	\$80,000					\$80,000
22-FMS-001-20	Replace HVAC Units at Public Works			\$6,500	\$16,500	\$16,500	\$39,500
22-FMS-002-20	Repair Fire Station #1 Parking Lot			\$10,000			\$10,000
22-FMS-001-21	Repair Fire Station #2 Parking Lot				\$15,000		\$15,000
22-ITS-005-16	Mobile Data Tablets		\$7,500	\$7,500			\$15,000
22-ITS-001-17	Mitel Phone System Upgrade	\$48,450	\$25,200				\$73,650
22-OCK-001-16	City Hall LED Signage	\$25,000					\$25,000
22-OCK-001-19	Network Color Copier/Printer		\$17,000				\$17,000
22-OCK-001-20	Folder and Inserter Machine			\$23,000			\$23,000
22-PKD-012-14	Boswell Aquatic Center	\$250,000					\$250,000
22-PKD-004-17	Spiller Park	\$65,000					\$65,000
22-PKD-005-17	Wallace Park	\$75,000					\$75,000
22-PKD-001-18	Atchley Park	\$420,000					\$420,000
22-PKD-001-19	Additional Skate Park & Soccer Complex		\$250,000				\$250,000
22-PKD-001-20	Walking and Bicycle Trail			\$250,000		\$250,000	\$500,000

Capital Improvement Projects By Fund FY 2018 - 2022

Project Number	Project Name	2018	2019	2020	2021	2022	Total
99-PKD-003-19	Winfrey Property				\$125,000		\$125,000
22-PDA-001-14	Bulletproof Vest	\$4,000	\$4,000	\$4,000	\$4,000	\$4,000	\$20,000
22-PDA-002-14	Electronic Control Devices (Taser)	\$5,700	\$5,700				\$11,400
22-PDA-004-14	Patrol Car (Dash) Camera	\$15,000	\$15,000	\$15,000	\$15,000	\$15,000	\$75,000
22-PDA-003-15	Patrol Cars	\$90,000	\$90,000	\$90,000	\$90,000	\$90,000	\$450,000
22-PDA-001-17	Dispatch Zetron Radio Upgrade				\$44,000		\$44,000
22-PDA-003-17	IRIS Upgrade				\$15,000		\$15,000
22-PDA-004-17	ID System and Hardware Upgrade				\$12,000		\$12,000
22-PDA-001-18	WAVE Upgrade		\$15,000			\$15,000	\$30,000
22-PDA-002-18	Automatic License Plate Reader (APLR)			\$22,000			\$22,000
22-PDA-003-18	Push To Talk Radio/Cellular Telephone	\$11,000	\$11,000	\$11,000	\$11,000		\$44,000
22-PDA-004-18	Patrol Fleet Vehicle Awning	\$80,000					\$80,000
Totals		\$4,242,850	\$809,400	\$1,405,000	\$540,500	\$513,500	\$7,511,250
Tourism Fund							
40-TRM-001-22	New Tourism Website					\$70,000	\$70,000
Totals						\$70,000	\$70,000
Economic Development Fund							
99-DBD-002-18	Lebanon Farmers Market Pavilion	\$105,000					\$105,000
Totals		\$105,000					\$105,000
Airport Fund							
73-APT-001-19	Mill and Overlay: Runway		\$1,900,000				\$1,900,000
73-APT-001-20	Replace Existing Computer Systems			\$4,500			\$4,500
Totals			\$1,900,000	\$4,500			\$1,904,500
Downtown Business District Fund							
75-DBD-001-18	Streetscape Improvements	\$20,000	\$12,000	\$20,000	\$12,000	\$16,000	\$80,000
99-DBD-002-18	Lebanon Farmers Market Pavilion	\$10,000					\$10,000
Totals		\$30,000	\$12,000	\$20,000	\$12,000	\$16,000	\$90,000
Park Fund							
79-PKD-001-14	Vehicle and Motor Equipment	\$45,500	\$36,000	\$64,500	\$48,000		\$194,000
79-PKD-003-14	Playground Fall Protection	\$5,000		\$5,000		\$5,000	\$15,000
79-PKD-010-14	WT Vernon Park		\$100,000				\$100,000

Capital Improvement Projects By Fund FY 2018 - 2022

Project Number	Project Name	2018	2019	2020	2021	2022	Total
79-PKD-001-15	Harke Park			\$172,500			\$172,500
79-PKD-010-16	Infield Surface Material	\$5,000	\$5,000	\$5,000	\$5,000	\$5,000	\$25,000
79-PKD-002-17	Walking Trail Maintenance			\$14,000			\$14,000
79-PKD-003-17	Park Office			\$200,000			\$200,000
79-PKD-001-19	Replace Existing Computer Systems	\$2,500	\$5,000				\$7,500
99-PKD-003-19	Winfrey Property				\$165,000		\$165,000
Totals		\$58,000	\$146,000	\$461,000	\$218,000	\$10,000	\$893,000
Electric Fund							
80-ELF-007-14	161 Substations and Transmission	\$5,000,000	\$4,166,666	\$4,166,666	\$4,166,668		\$17,500,000
80-ELF-008-14	Line Reconductor/Extensions	\$20,000	\$20,000	\$20,000	\$20,000	\$20,000	\$100,000
80-ELF-009-14	Overhead/Underground Projects	\$55,000	\$55,000	\$55,000	\$55,000	\$55,000	\$275,000
80-ELF-012-14	Switching	\$7,500					\$7,500
80-ELF-003-15	LED Streetlight Conversion	\$60,000	\$60,000	\$60,000	\$60,000	\$60,000	\$300,000
80-ELF-004-15	Distribution Pole Changes	\$50,000	\$50,000	\$50,000	\$50,000	\$50,000	\$250,000
80-ELF-006-15	Construction Truck		\$200,000			\$225,000	\$425,000
80-ELF-008-15	Overhead Wire Pulling Machine		\$125,000				\$125,000
80-ELF-002-16	Build Tie Line from Substation #7 to Industrial Park	\$200,000					\$200,000
80-ELF-003-17	Department Pickups		\$50,000			\$28,000	\$78,000
80-ELF-001-18	Backyard Easement Machine	\$230,000					\$230,000
80-ELF-002-18	Downtown Power Outlet Replacements	\$30,000					\$30,000
80-ELF-001-19	Konica Printer		\$5,000				\$5,000
80-ELF-001-20	Replace Existing Computer Systems			\$9,000			\$9,000
80-ELF-001-22	Substation #2 Transformer					\$800,000	\$800,000
Totals		\$5,652,500	\$4,731,666	\$4,360,666	\$4,351,668	\$1,238,000	\$20,334,500
Fiber Fund							
83-PKD-001-18	Fiber for Parks	\$42,000	\$14,220				\$56,220
Totals		\$42,000	\$14,220				\$56,220
Wastewater Fund							
85-ENV-001-14	Collection Improvements	\$500,000	\$500,000	\$500,000	\$500,000	\$500,000	\$2,500,000
85-ENV-999-14	WWTP Improvements (Phase 2)	\$5,000,000					\$5,000,000
85-ENV-007-15	Lift Station SCADA	\$20,000	\$20,000	\$20,000	\$20,000	\$20,000	\$100,000

Capital Improvement Projects By Fund FY 2018 - 2022

Project Number	Project Name	2018	2019	2020	2021	2022	Total
85-ENV-999-15	Samplers	\$5,000					\$5,000
85-ENV-006-16	Mechanical Bar Screen	\$150,000					\$150,000
85-ENV-007-16	Pickup Trucks	\$28,000		\$30,000		\$30,000	\$88,000
85-ENV-008-16	Portable Trash Pump			\$4,000			\$4,000
85-ENV-999-16	Biosolids Application Truck		\$185,000				\$185,000
85-ENV-001-17	Wastewater Treatment Plant Driveway Overlay	\$35,000					\$35,000
85-ENV-002-17	Excavator	\$230,000					\$230,000
85-ENV-006-17	Pipe Laser		\$5,500				\$5,500
85-ENV-001-18	Backhoe	\$95,000					\$95,000
85-ENV-002-18	Easement Cleaning Machine	\$80,000					\$80,000
85-ENV-003-18	Replace Existing Wastewater Computer Systems	\$5,000	\$5,000	\$5,000	\$5,000		\$20,000
85-ENV-001-20	Sewer Main: Iowa Street			\$16,000			\$16,000
85-ENV-002-20	Sewer Main: Ohio Street			\$38,000			\$38,000
85-ENV-003-20	Sewer Main: Crisp Street			\$16,000			\$16,000
85-ENV-004-20	Sewer Main: Texas Avenue			\$26,000			\$26,000
85-ENV-001-21	Sewer Main: Mizer Street				\$15,000		\$15,000
85-ENV-002-21	Sewer Main: Barlow Street				\$12,000		\$12,000
85-ENV-003-21	Sewer Main: Marvin Avenue				\$27,000		\$27,000
85-ENV-004-21	Sewer Main: Perry Street				\$40,000		\$40,000
85-ENV-005-21	IDEX				\$5,000		\$5,000
85-ENV-006-21	Mechanical Convection Oven				\$4,000		\$4,000
85-ENV-007-21	Analytical Balance				\$3,500		\$3,500
85-ENV-001-22	Sewer Main: Hayes Street					\$16,000	\$16,000
85-ENV-002-22	Sewer Main: Stave Mill Easement					\$25,000	\$25,000
99-ITS-002-16	Security and Access Control	\$39,000					\$39,000
Totals		\$6,187,000	\$715,500	\$655,000	\$631,500	\$591,000	\$8,780,000
Water Fund							
87-ENV-006-15	Tower Modification	\$50,000					\$50,000
87-ENV-007-15	Dump Truck					\$150,000	\$150,000
87-ENV-006-16	Backhoe		\$100,000				\$100,000
87-ENV-002-17	Park Manor Water Line Replacement	\$90,000					\$90,000

Capital Improvement Projects By Fund FY 2018 - 2022

Project Number	Project Name	2018	2019	2020	2021	2022	Total
87-ENV-003-17	Spiller Tower Renovation	\$350,000					\$350,000
87-ENV-004-17	Skid Steer	\$75,000					\$75,000
87-ENV-001-18	Nathaniel and Steele Water Tie Line	\$50,000					\$50,000
87-ENV-002-18	New Well and Tower			\$3,000,000			\$3,000,000
87-ENV-003-18	Pickup Trucks	\$28,000		\$28,000		\$30,000	\$86,000
87-ENV-004-18	Service Truck	\$75,000					\$75,000
87-ENV-005-18	Replace Existing Water Computer Systems	\$5,000	\$5,000	\$5,000	\$5,000		\$20,000
87-ENV-001-19	Water Line: Ostrich Lane		\$100,000				\$100,000
87-ENV-002-19	Water Main: West Bland		\$42,000				\$42,000
87-ENV-001-20	Water Main: Ohio and Utah			\$7,500			\$7,500
87-ENV-002-20	Water Main: Iowa			\$8,000			\$8,000
87-ENV-003-20	Water Main: Crisp			\$13,000			\$13,000
87-ENV-004-20	Water Main: Texas			\$30,000			\$30,000
87-ENV-005-20	Water Main: Kansas			\$35,000			\$35,000
87-ENV-006-20	Glencastle Tower			\$450,000			\$450,000
87-ENV-007-20	Portable Trash Pump			\$3,000			\$3,000
87-ENV-001-21	Water Tie Line: Twin Oaks & Tower				\$15,000		\$15,000
87-ENV-002-21	Water Main: Mizer				\$15,000		\$15,000
87-ENV-003-21	Water Main: Barlow				\$16,000		\$16,000
87-ENV-004-21	Water Main: Marvin				\$30,000		\$30,000
87-ENV-005-21	Water Main: Albert				\$12,000		\$12,000
87-ENV-006-21	Water Main: Dickinson				\$12,000		\$12,000
87-ENV-007-21	Water Services: New Buffalo Road				\$7,500		\$7,500
87-ENV-001-22	Water Main: Owens					\$20,000	\$20,000
87-ENV-002-22	Water Tie Line: New Buffalo Road to Public Works					\$120,000	\$120,000
Totals		\$723,000	\$247,000	\$3,579,500	\$112,500	\$320,000	\$4,892,000
Multiple Funds							
99-ITS-001-16	Capital Hardware/Software Purchase	\$75,000	\$70,000	\$70,000	\$70,000		\$285,000
99-ITS-004-17	Collaboration and Content Management	\$53,000					\$53,000
99-ITS-001-18	Computer System and Projector	\$15,000					\$15,000
99-ITS-001-20	Plotter			\$9,000			\$9,000

Capital Improvement Projects By Fund FY 2018 - 2022

Project Number	Project Name	2018	2019	2020	2021	2022	Total
99-PRW-001-18	Replacement Forklift for Warehouse	\$45,000					\$45,000
Totals		\$188,000	\$70,000	\$79,000	\$70,000		\$407,000

Total Requested By Fund:							
General Fund (01)	\$555,750	\$326,000	\$208,700	\$155,000	\$437,500	\$1,682,950	
Street Fund (08)	\$1,144,350	\$1,350,000	\$1,056,500	\$1,196,550	\$1,194,500	\$5,941,900	
Capital Improvement Fund (22)	\$4,242,850	\$809,400	\$1,405,000	\$540,500	\$513,500	\$7,511,250	
Tourism Fund (40)					\$70,000	\$70,000	
Economic Development Fund (45)	\$105,000					\$105,000	
Airport Fund (73)		\$1,900,000	\$4,500			\$1,904,500	
Downtown Business District Fund (75)	\$30,000	\$12,000	\$20,000	\$12,000	\$16,000	\$90,000	
Park Fund (79)	\$58,000	\$146,000	\$461,000	\$218,000	\$10,000	\$893,000	
Electric Fund (80)	\$5,652,500	\$4,731,666	\$4,360,666	\$4,351,668	\$1,238,000	\$20,334,500	
Fiber Fund (83)	\$42,000	\$14,220				\$56,220	
Wastewater Fund (85)	\$6,187,000	\$715,500	\$655,000	\$631,500	\$591,000	\$8,780,000	
Water Fund (87)	\$723,000	\$247,000	\$3,579,500	\$112,500	\$320,000	\$4,982,000	
Multiple Funds (99)	\$188,000	\$70,000	\$79,000	\$70,000		\$407,000	
Total Requested By Year	\$18,928,450	\$10,321,786	\$11,789,866	\$7,287,718	\$4,390,500	\$52,758,320	
Proposed FY 2018 – 2022 Total	\$52,758,320						

AN ORDINANCE BY THE CITY COUNCIL OF THE CITY OF LEBANON, LACLEDE COUNTY, MISSOURI, AMENDING THE CITY *CODE OF ORDINANCES CHAPTER 2 ADMINISTRATION, ARTICLE VIII FINANCE* BY REPEALING *SECTION 2-469 RESERVED* IN ITS ENTIRETY AND ENACTING A NEWLY CREATED *SECTION 2-469 FIXED ASSETS AND CAPITALIZATION POLICY* AND ESTABLISHING *APPENDIX A OF ARTICLE VIII FINANCE*.

WHEREAS, that sound fiscal management for municipal government units include the oversight of capital assets; *and*

WHEREAS, that capital assets represent the City 's investment of taxpayer dollars in real and personal property for the public's convenience, use, safety or enjoyment; *and*

WHEREAS, that it is in the best interest of the City of Lebanon to establish policy guidelines for expensing and monitoring such capital assets; *and*

WHEREAS, that the City wishes to at all times be able to exercise positive financial accountability for the safekeeping and responsibilities of assets; *and*

WHEREAS, that implementing this policy and procedure to capitalize assets in conformance with Generally Accepted Governmental Accounting Practices was submitted to the City Council for approval by Council Bill No.3793 at the January 14, 2013 Council Meeting.

NOW, THEREFORE, BE IT ORDAINED BY THE CITY COUNCIL OF THE CITY OF LEBANON, LACLEDE COUNTY, MISSOURI, AS FOLLOWS;

SECTION 1: That the City Council of the City of Lebanon, Laclede County, Missouri, hereby amends the City *Code of Ordinances Chapter 2 Administration, Article VIII Finance* by repealing *Section 2-469 Reserved* in its entirety and enacting a newly created *Section 2-469 Fixed Assets And Capitalization Policy* to read as follows;

2-469 Fixed Assets and Capitalization Policy

A. Responsible parties

1. The City Administrator or its designee will be the responsible party of fixed assets. Department supervisors and the Finance Director will ensure that property is acquired, maintained, used and disposed of in the City's best interests.
2. Department supervisors have the authority, accountability, and responsibility for maintenance of property.

B. Record retention

Paper forms will be retained in the finance department for one year and the computer will retain all information for three years.

C. Policy and procedure revisions

Any revisions or modifications to the fixed asset policies and procedures will be made by the finance department and approved by the City Administrator and/or the City Council.

2-469.1 Definitions

Fixed asset system-a fixed asset system is a collection of all the relevant information on all assets owned, including procedures used to report the data, the defined responsibilities of those participating in administering the system, the paperwork and forms used in reporting the additions, deletions, transfers and changes, and the various reports generated from the input of the above data.

Fixed asset-a fixed asset must have a useful life of more than one year and a minimum cost of \$1,000. A fixed asset would include buildings, machinery/equipment, improvements other than buildings, and land.

Capitalization policy-all items, which cost less than \$1,000, should be expensed rather than treated as a fixed asset. All fixed assets should be properly booked using acceptable account practices.

Controllable asset-a controllable asset fails the cost test of being a capital item, but needs to be controlled. These assets are not capitalized on the general ledger nor are they depreciated, but they are inventoried on the fixed asset system and given a unique identifying number.

Fixed asset cost-fixed assets and their betterments should be recorded at historical cost. Historical cost includes not only the purchase price or cost of construction, but also any costs incurred to place the asset in its intended place and prepare it for use.

Total estimated life-total estimated life is the expected economic useful life of an asset from the date placed in service to the projected retirement date.

Remaining life-remaining life is the number of years from present to anticipated retirement date.

Depreciation-depreciation in both the valuation and accounting senses implies a loss in the value of a given asset or property. There are three causes of depreciation: (a) physical deterioration, *wear and tear in operation*, (b) functional obsolescence, *new technology*, or (c) economic and / or environmental obsolescence, *influences external to property itself like new regulations*.

Curable condition-curable conditions can be corrected economically through major repairs or replacement.

Incurable condition-incurable conditions reflect a gradual loss in value over time, which isn't readily correctable without a complete property replacement.

Basis-basis is the amount on which depreciation computations will be based.

Life-the life of an asset is the period of time that an asset is expected to be in use.

Salvage value-salvage value is an estimate of the residual value of an asset at the end of its estimated useful life.

Method-the method is the specific manner in which calculations for annual depreciation is made.

Straight line depreciation method-the cost of an asset less the projected salvage value is divided by the number of years of useful life of an asset to calculate the annual depreciation charge.

Transfer-a transfer is any movement of an asset by virtue of a change in location, either by account, department, building, floor, or room. A transfer may be a full or complete transfer or a partial transfer of an item.

Disposal-all items sold, traded-in, scrapped, abandoned or in any way removed from service during the current fiscal reporting period are classified as disposals.

Buildings-permanent structures purchased or otherwise acquired by the City and improvements thereon including costs incurred in the acquisition of the building such as broker's fees and other transactional cost.

Equipment-tangible property of a more or less permanent nature, other than land, buildings, and improvements other than buildings, such as machinery, tools, furniture, computers, etc.

Improvements other than buildings-permanent improvements, other than buildings, that adds value to land such as fences, retaining walls, and gutters.

Infrastructure-capital assets, which are: (1) immovable and (2) have value only to a governmental unit such as, roads, sidewalks, bridges, streetlights, parking lots, water, wastewater, fiber, and electrical systems.

Land-land purchased or otherwise acquired by the City including costs incurred in preparing land for use such as razing of structures or costs related to environmental studies.

Fair market value-fair market value is the estimated amount at which the fixed asset might exchange between a willing buyer and a willing seller, neither being under compulsion, each having reasonable knowledge of all relevant facts and with equity to both.

Governmental fund type-funds used to account for the acquisition, use and balances of expendable financial resources and the related current liabilities, except those accounted for in proprietary type and fiduciary funds. Governmental fund types include general, special revenue, debt service and capital projects.

Proprietary fund type-funds used to account for activities which are similar to those found in the private sector. All assets, liabilities, equities, revenues, expenses and transfers related to the City's business activities are accounted for through proprietary funds (enterprise funds and internal service funds).

2-469.2 Fixed Asset Policies

A. Capitalization of fixed assets

1. An asset is capitalized if it has a useful life of more than one year and has a cost of more than \$1,000.
2. The cost of capitalized assets is charged as a service cost over the property's expected useful life.
3. All assets will be accounted for individually, unless equipment is being added to get another asset operational.

B. Cost of fixed assets

1. Generally accepted accounting principles require governments to record fixed assets at historical cost or estimated historical cost. Historical cost includes fees such as freight, transportation, land preparation, legal and title fees, and architect and engineering fees.
2. Assets acquired through contribution or donation must be recorded at fair market value on the date donated.
3. If an asset is purchased under a lease method, it must be recorded according to generally accepted accounting principles. Operating leases can be recorded as controlled assets, while capital leases should be recorded as capitalizable assets and processed like any other purchased asset.

C. Asset classes

1. Asset classes are assigned according to general ledger accounts: land, land improvements other than buildings, buildings, machinery & equipment, furniture and office equipment, and construction in progress.
2. **Land** includes all costs for legal services incidental to the acquisition and any other charges incurred in preparing the land for use. Costs relating to the razing of a structure are capitalized and carried in the land account.
3. **Buildings** include the value of all buildings at the purchase price or construction cost. Cost includes all charges, including broker's or architect's

fees and interest on borrowed money during construction. Additions and improvements, cost of heating and ventilating system or other permanently attached fixtures are added to the building account.

4. **Improvements other than buildings** include infrastructure and site improvements, such as parking lots, sidewalks, and fences. *Landscaping, demolition, or movable equipment like a picnic table is not included in this class.*
5. **Machinery and equipment** is property that does not lose its identity when removed from its location and isn't changed materially or expended in use. Cost includes freight, installation and all other charges incurred to place the asset in use.
6. **Construction in progress** is used when the City reports amounts expended on uncompleted buildings or other capital construction projects. The entire cost of the project is moved to the fixed asset class when the project is complete.

D. Useful lives

1. The useful life of a fixed asset must be assigned according to Appendix A in this policy.
2. If an asset is not identified in the useful life listing, use the useful life of an asset as closely related to the asset as possible.

E. Salvage value

1. The City Administrator or its designee should determine a reasonable salvage value when an asset is put into service.
2. Salvage value is considered zero if it is less than fifteen percent of the original cost of the asset.
3. Certain parts of the utility infrastructure relating to water, wastewater, electrical, and fiber optics distribution systems will not have any salvage value at the end of its useful life.

F. Depreciation

1. Depreciation is used to charge each accounting period for the estimated loss in value of the depreciable assets incurred during each period.
2. The City will use the straight-line depreciation method.
3. A full year's depreciation will be reported for assets received in the first six months of the fiscal year and no depreciation for those assets received during the balance of the fiscal year.
4. If a new asset is put into service, the total estimated economic life is used for depreciation purposes. If a used asset is put into service, the remaining life will be used for depreciation purposes.

G. Additions

1. All capitalizable fixed assets will be approved in the budget process or by the City Council, before any fixed asset addition is acquired.

2. Purchase requisitions must be entered and approved by the appropriate City personnel in the computer system before any fixed asset is physically purchased.

H. Betterments

1. Major additions, including those that significantly prolong a fixed asset's economic life or expand its usefulness, should be capitalized. Normal repairs that merely maintain the asset in its present condition will be recorded as expenditures and should not be capitalized.
2. Life determination of assets affected in this manner becomes an average of the previous remaining life and the added life represented by the rehabilitation. The cost of the betterment is added to the book value and the total remaining undepreciated cost is allocated over the estimated remaining life.
3. If a component of an asset is replaced, the book value of the replaced component should be deleted from the books to prevent an overstatement of the asset's value.

I. Transfers

The City Administrator or their designee must approve property transfers. The Department Heads, or their designee must acknowledge property transfers.

J. Disposals

1. City Council must approve property disposals.
2. The asset is public property and will be disposed of in the public's best interest.
3. A public auction will be held every year, when practicable, to properly allow an open and fair venue for all citizens to purchase the assets. Assets with a reasonable fair market value will be sold at the public auction.
4. If it is decided that a better price could be obtained for an asset through a trade-in or an outright sale, the offer will be properly advertised and bid.
5. If the City is disposing of an asset purchased with grant funds, the department will check grant policies before disposal and properly comply with the disposal requirements of the grant.
6. All City emblems must be removed from City vehicles and rolling stock before disposal.

2-469.3 Physical inventory

1. A physical inventory is designed to ensure that the fixed assets recorded in the system do physically exist; to determine whether unrecorded or improperly recorded transactions have occurred; and to identify any excess, defective, or obsolete assets on hand.
2. A physical inventory will be conducted by the departments each year.
3. Every three years, the finance department will conduct a complete wall-to-wall physical inventory with the assistance of each department.
4. The land inventory will be listed by parcel number and/or lot, block, and tract. The use and location of the land will also be noted.

5. The building inventory will include a quantitative and qualitative description of each structure segregating basic building construction from heating, ventilating, air conditioning, roof, elevators, plumbing, lighting, floor and ceiling cover, and built-in's for component lifting purposes.
6. Improvements other than buildings include all improvements made outside a building or any improvements made to a parcel of land.
7. Equipment will include a location, account, building, floor, department, description of the unit, manufacturer, model number, serial number, year acquired, the remaining life and the historical cost.

2-469.4 Tagging

1. A tagging system is used to maintain a positive identification of assets owned by the City. Tagging is important for facilitating the inventory process, controlling an asset's location, and for maintaining fixed assets.
2. Placement of tags should be consistent among fixed assets.

2-469.5 Controllable assets

1. The City will keep track of controllable assets that cost less than the capitalization level of \$1000, but because of their sensitive, portable and theft-prone nature, controlling these items is important to the City. Tracking controllable assets includes adding it to the fixed asset system and tagging it with a unique tag that identifies it as a controllable asset.
2. Any item that costs less than \$1,000 and more than \$250, but is more than a consumable item is a controllable asset. This could include a chair, telephone, printer, a table, etc.
3. Controllable assets will be expensed in the appropriate operational account number. And would not be assigned to an asset class.

SECTION 2: That the City Council of the City of Lebanon, Laclede County, Missouri, hereby amends the City *Code of Ordinances Chapter 2 Administration, Article VIII Finance* by establishing *Appendix A* to read as follows;

APPENDIX A: FIXED ASSET USEFUL LIFE LISTING

<u>FIXED ASSET TYPE</u>	<u>DESCRIPTION</u>	<u>LIFE</u>
LAND	Land	Not Applicable
	Land Right of Way	Not Applicable
IMPROVEMENT	Grading	20 years
	Paving	20 years

	Fencing and walls	20 years
	Curbs	20 years
	Drainage features	20 years
	Landscaping	20 years
	Lighting	20 years
	Other land improvements	20 years
BUILDING	Buildings	40 years
	Other structures and accessories	20 years
EQUIPMENT:		
COMMUNICATION	Radio and radio equipment portable	5 years
AND	Radio and radio equipment not portable	5 years
DOCUMENTATION	Television and audio visual equipment	5 years
EQUIPMENT	Telephone system and related equipment	7 years
	Teletype equipment	7 years
	Public address and intercom system	7 years
	Projection equipment	7 years
	Recording and sound equipment	5 years
	Telemetry and control	7 years
	Reference materials and books	5 years
	Data handling equipment	5 years
	Copier, printing and duplicating machinery	5 years
BUSINESS	Cash register	5 years
EQUIPMENT	Check writer/signer/protector	7 years

	Postal equipment	7 years
COMPUTER	Main frame equipment	5 years
EQUIPMENT	Computer printers	5 years
	CPUs with monitors	5 years
	Tape drive	5 years
	Distinct CPUs/disk drive	5 years
	Distinct modem	5 years
	Distinct monitors	5 years
	Plotter	5 years
	Software other than main frame software	3 years
	Main frame software	5 years
PRODUCTION	Compressor	10 years
AND REPAIR	Generator	10 years
EQUIPMENT	Conveyor	10 years
	Repair equipment specific to automotive	5 years
	Power tools	5 years
	Hand tools	5 years
HEATING AND	Air conditioning and dehumidifying	10 years
COOLING EQUIPMENT	Heaters and heating systems	10 years
FURNITURE	Small appliances (coffee dispenser)	5 years
AND	Large appliances (refrigerator, stove)	5 years
FIXTURES	Furniture/fixtures other than appliances	7 years
	Art works and exhibits	5-40 years

OTHER	Photographic equipment	5 years
DISTINCTIVE	Police lab equipment	5 years
EQUIPMENT	Survey equipment	5 years
	Lab equipment other than police lab	5 years
	Medical equipment	5 years
	Intelligence and surveillance equipment	5 years
	Radar equipment	5 years
	Weapons and restraining equipment	5 years
	Hoses and related equipment	5 years
	Specialized clothing	5 years
	Parking meters	8 years
WASTEWATER	1" to 3" water pipe	25 years
AND	4" to 48" all types water pipe	25 years
ENVIRONMENTAL	Valves-plug-gate/butterfly	35 years
EQUIPMENT	Valves-pressure reducing	10 years
	Valves-pressure relief	10 years
	Valves-check	15 years
	Valves-other	20 years
	Stand pipes	50 years
	Water tanks	50 years
	4" to 42" sewer system pipe	40 years
	4" to 12" sewer system pipe	20 years
	Outfall lines	30 years
	Pumps and motors	10 years

	Lift station-pre fab material	20 years
	Lift station-power and service	10 years
	Manholes-brick and concrete	40 years
	Cleanouts	20 years
	Well	40 years
	Filtration system	10 years
	Process equipment	10 years
	Vaults	30 years
	Telemetry and control	10 years
	Tanks (underground and above ground)	15 years
	Basins/Ponds/Lagoons	15 years
	Hydrants	15 years
	Reservoirs	10 years
	Chlorination/odor control equipment	10 years
	Storm sewer pipe	40 years
	Pressure mains	10 years
	Meter pits	20 years
	8" to 24" Water system pipe	40 years
	2" to 6" Water system pipe	20 years
ELECTRIC	Structures and improvements	45 years
TRANSMISSION PLANT	Station Equipment	30 years
	Towers and Fixtures	50 years
	Overhead conductors and devices	50 years
	Underground conduit	50 years

	Underground conductors and device	40 years
	Roads and trails related to access	60 years
ELECTRIC	Structures and improvements	45 years
DISTRIBUTION PLANT	Station equipment	30 years
	Poles, towers and fixtures	35 years
	Overhead conductors and devices-wire-conduit pipe	50 years
	Underground conduit	50 years
	Underground conductors and device	40 years
	Line transformers and capacitors	30years
	Services	30 years
	Meters	25 years
	Installations on customers' premises	25 years
	Street lighting and signal system	20 years
OPTICAL FIBER	Structures and improvements	25 Years
DISTRIBUTION PLANT	Poles lines, cable, aerial wire, underground conduits	25 Years
MOBILE	Forklift and accessories	10 years
EQUIPMENT	Grader	10 years
	Sanitation and semi-trucks	5 years
	Street marking equipment	5 years
	Mowers, seeders, weed/grass equipment	3 years
	Snowplows and snow removal equipment	10 years
	Spreaders	5 years
	Trailer mounted compressor	10 years

	Backhoe	10 years
	Sewer rodder	10 years
	Portable pumps	5 years
	Trailer mounted sewer machine	5 years
	Loader	10 years
	Asphalt pavers	10 years
	Street sweepers and cleaners	7 years
	Asphalt kettle	10 years
	Tractors and accessories	7 years
	Trailers	10 years
	Trenchers	5 years
	Mixers	5 years
	Motorcycles and scooters	5 years
	Police vehicles	3 years
	Fire Trucks and accessories	15 years
	Light general purpose trucks, autos, and accessories	7 years
	Heavy general purpose trucks	10 Years
	Ambulances and medical vehicles	7 years
	Other mobile equipment	5-15 years
	Chippers	5 years
	CCTV	7 years
RECREATION	Bleachers, benches, scoreboards	7 years
EQUIPMENT	Specific sports equipment	3 years
	Park equipment (swings, slides)	7 years

Ball field lights

15 years

Ball field fencing

15years

SECTION 3: If any provision of this policy is declared unconstitutional, or the application thereof to any person or circumstance is held invalid, the constitutionality of the remainder of the policy and the applicability thereof to other persons and circumstances shall not be affected

SECTION 4: That this Ordinance shall be in full force and effect from and after the date of its passage and approval.


Passed and approved by the City Council of the City of Lebanon, Laclede County, Missouri, on this 28th day of January, 2013.

(Seal)



Mayor Lyle Anderson

Attest:



City Clerk Laina Starnes

1st Reading: January 14, 2013

2nd Reading: January 28, 2013



City of Lebanon Management Team Contact Information:

City Administrator | Chris Heard - cheard@lebanonmo.org
Assistant to the City Administrator | Ben DeClue - bdeclue@lebanonmo.org
City Clerk | Laina Starnes - lgstarnes@lebanonmo.org
Finance Director | Kat Kill - kgill@lebanonmo.org
Community Development Director | Noel Massey - nkmassey@lebanonmo.org
Public Works Director | Richard Shockley - rcshockley@lebanonmo.org
CCC Director/Facilities Management | Deryl Wilson - dfwilson@lebanonmo.org
Parks Director | John Shelton - lebanonparks@lebanonmo.org
MIS Coordinator | Jarrad Schomaker - jshomaker@lebanonmo.org
Police Chief | Randy Halstead - policechief@lebanonmo.org
Fire Chief | Sam Schneider - lebanonfirechief@lebanonmo.org
Human Resources Director | Kathy Milliken - kjmilliken@lebanonmo.org
Tourism Director | Bruce Conklin - visit@lebanonmo.org

City of Lebanon, Missouri | 401 South Jefferson, Lebanon, MO. 65536
Phone: 417-532-2156 | @CityofLebanon | lebanonmissouri.org